


UC San Diego

GLOBAL INITIATIVES

International Services and Engagement Office

Welcome to UC San Diego:
First Steps for
International Undergraduate
Students



Presenters



- **Grace Fuller**

- Interim Assistant Director, International Experience & Engagement
- International Services and Engagement Office (ISEO)

- **Vanessa Cisneros**

- International Student Advisor
- International Services and Engagement Office (ISEO)

Before We Begin



You are in listen-only mode. You can hear us, but we can't hear you.

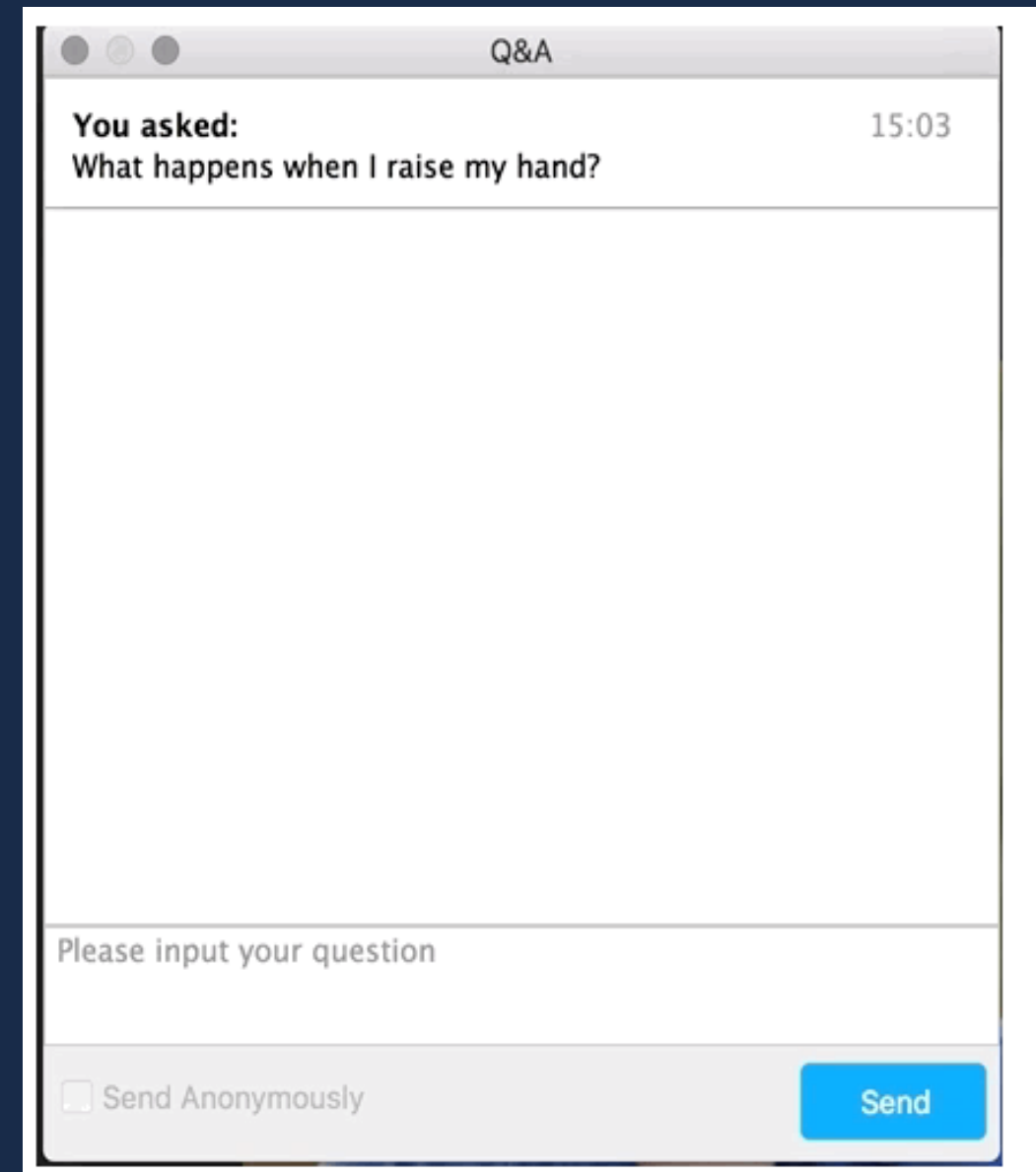
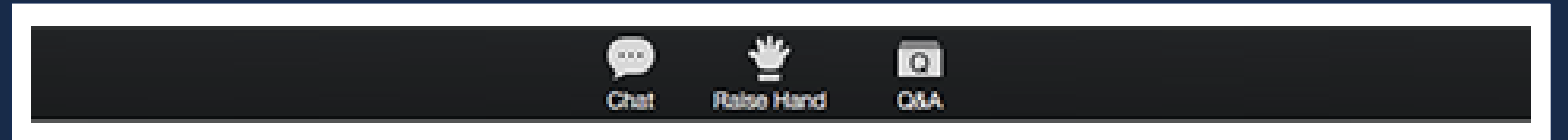


Ask questions – Use the Q&A feature to submit questions. You can also contact us at iContact.ucsd.edu



We're recording. You'll be able to view this webinar recording at iNewStudentWebinars.ucsd.edu

CONTROL PANEL



Agenda

- **The International Services & Engagement Office**
- **Undergraduate Admissions Reminders**
- **Applying for your Form I-20 or DS-2019**
- **Approaching Deadlines & Reminders**
- **Upcoming Webinars & Additional Resources**
- **Q&A**

UC San Diego

GLOBAL INITIATIVES

International Services and Engagement Office



MEET ISEO

International Services and Engagement Office (ISEO)

Who are we?

Your friendly staff at the **International Services & Engagement Office**

- 30 Professional Staff
- 15 Student Staff

UC San Diego

GLOBAL INITIATIVES

International Services and Engagement Office

What do we do?

Our team of expert staff supports and guides international students and scholars with their academic and personal goals, successful transition to campus and student life, and meaningful engagement with the university and local community.

UC San Diego

GLOBAL INITIATIVES

International Services and Engagement Office



Who are our **Students?**

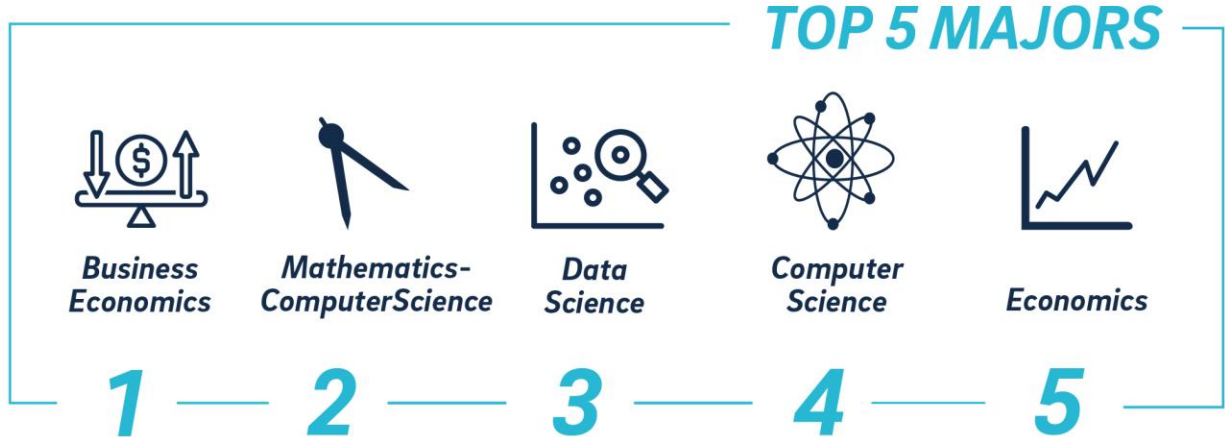
UC San Diego

GLOBAL INITIATIVES

International Services and Engagement Office



4,010 UNDERGRADUATE STUDENTS



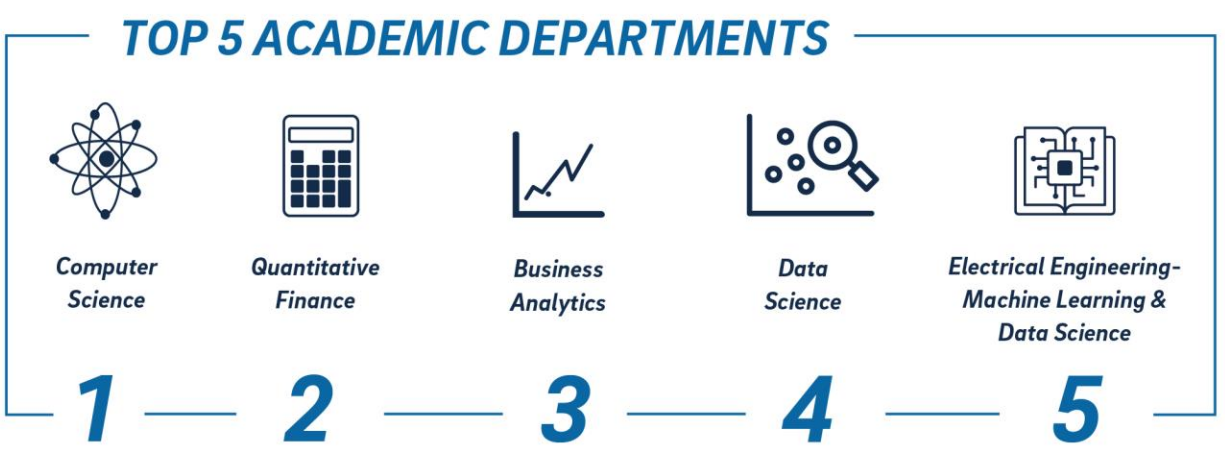
POPULATION BY COLLEGE



(excludes 7 unaffiliated students)

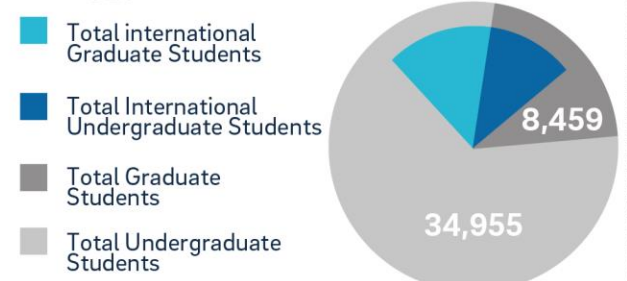


4,101 GRADUATE STUDENTS



8,134

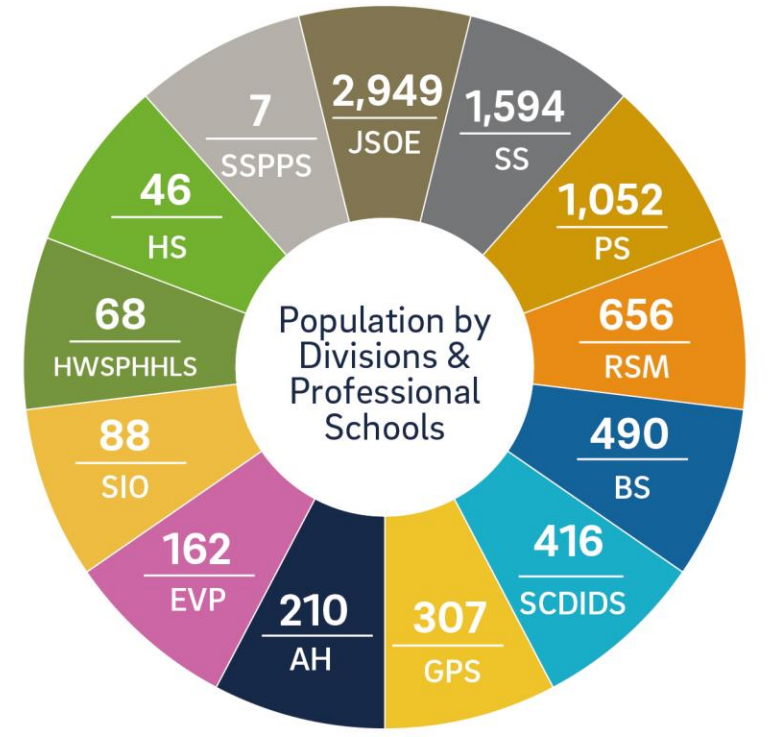
TOTAL INTERNATIONAL STUDENTS
includes 23 certificate students at the Global Leadership Institute



2,167

WORKING AFTER GRADUATION
on OPT, STEM OPT or Academic Training

10,301 total of international students served
43,414 TOTAL UCSD STUDENTS
Excludes Studies and State-Supported M.D. & Pharm.D. and Clinical Residents




- Jacobs School of Engineering (JSOE)
- Social Sciences (SS)
- Physical Sciences (PS)
- Rady School of Management (RSM)
- Biological Sciences (BS)
- Computing, Information and Data Sciences (SCIDS)
- Global Policy and Strategy (GPS)
- Arts and Humanities (AH)
- Exchange and Visitor Programs (EVP)
- Scripps Institution of Oceanography (SIO)
- Arts and Humanities (AH)
- Herbert Wertheim School of Public Health and Human Longevity Science (HWSPHLS)
- Health Sciences (HS)
- Skaggs School of Pharmacy and Pharmaceutical Sciences (SSPPS)



Data Source: UC San Diego Data Warehouse

WELCOME!




First Steps Checklist

UC San Diego

GLOBAL INITIATIVES

International Services and Engagement Office



Accept Your Offer of Admission



- Log into your [applicant portal](#) and complete your Enrollment Checklist, including:
 - Accepting your offer of admission
 - Completing the [California Residency for Tuition Purposes Questionnaire](#) (if required)

Accept Your Offer of Admission



- 2-3 days later, you will receive an email asking you to create your TritonLink Active Directory and Duo accounts. Creation of your Active Directory will provide you with your UC San Diego PID and email.

A new checklist item has been added to your Applicant Portal. Please proceed to your [Applicant Portal](#) and follow the instructions for creating your TritonLink Active Directory account. This account is what you will use to conduct all student related activity such as applying for Housing and registering for classes.

Thank you,

Office of Admissions
UC San Diego

Accepted Students

New Degree Students

New Exchange Students

Frequently Asked Questions

New Undergraduate and Graduate Degree Students

CONGRATULATIONS! Newly Admitted **Bachelor's, Master's, and PhD International Students:** The International Services and Engagement Office (ISEO) congratulates you on your admission to the University of California, San Diego!

This page provides a comprehensive guide for newly admitted international undergraduate and graduate students on obtaining their U.S. student visa (F-1 or J-1) and preparing for their arrival to the United States.

Summer Session Visiting Student: if you will only be enrolling with UC San Diego for Summer Session and will **not** matriculate into a UC San Diego degree program, please visit [ISEO's New Summer Session Visiting Page](#).

Step 1: Apply for F-1 or J-1 Certificate of Eligibility

To apply for an F-1 or J-1 visa stamp at a U.S. consulate/embassy, OR to transfer your SEVIS record to UC San Diego (if applicable), you must request that ISEO issue you the appropriate visa status certificate of eligibility document, called the Form I-20 (for F-1 students) or the Form DS-2019 (for J-1 students).

iServices.ucsd.edu will open on **MONDAY, MARCH 3, 2025 (9:00 AM Pacific Standard Time)** for newly admitted Summer 2025 and Fall 2025 international students to begin requesting their immigration documents.

+ [Expand All](#)

Accept Admission and Complete Required Account Set Up




Applying for your U.S. Visa: Getting Started

UC San Diego

GLOBAL INITIATIVES

International Services and Engagement Office



The Visa Process

iNewDegreeStudent.ucsd.edu



The Visa Process

iNewDegreeStudent.ucsd.edu

THURSDAY 4/3!
Register for "Applying for your U.S. Visa" at
iNewStudentWebinars.ucsd.edu



Accepted Students

New Degree Students

New Exchange Students

Frequently Asked Questions

New Undergraduate and Graduate Degree Students

CONGRATULATIONS! Newly Admitted **Bachelor's, Master's, and PhD International Students:** The International Services and Engagement Office (ISEO) congratulates you on your admission to the University of California, San Diego!

This page provides a comprehensive guide for newly admitted international undergraduate and graduate students on obtaining their U.S. student visa (F-1 or J-1) and preparing for their arrival to the United States.

Summer Session Visiting Student: if you will only be enrolling with UC San Diego for Summer Session and will **not** matriculate into a UC San Diego degree program, please visit [ISEO's New Summer Session Visiting Page](#).



Step 1: Apply for F-1 or J-1 Certificate of Eligibility

To apply for an F-1 or J-1 visa stamp at a U.S. consulate/embassy, OR to transfer your SEVIS record to UC San Diego (if applicable), you must request that ISEO issue you the appropriate visa status certificate of eligibility document, called the Form I-20 (for F-1 students) or the Form DS-2019 (for J-1 students).

iServices.ucsd.edu will open on **MONDAY, MARCH 3, 2025 (9:00 AM Pacific Standard Time)** for newly admitted Summer 2025 and Fall 2025 international students to begin requesting their immigration documents.

+ [Expand All](#)

Accept Admission and Complete Required Account Set Up



01

Request Form I-20 or DS-2019



SEVIS Transfer Students

Are you currently in the U.S. on an F-1 or J-1 visa, and hoping to transfer your F or J status to UC San Diego?

You are still required to request a Form I-20 or DS-2019 from UC San Diego!

SAVE THE DATE

Join us Thursday, May 8 for a *SEVIS Transfers Pre-Arrival Webinar*. Visit iNewStudentWebinars.ucsd.edu to register.

01

Request Form I-20 or DS-2019

iNewStudent.ucsd.edu

*Confirm if you will be requesting:
an I-20 (for F visas) or
a DS-2019 (for J visas)*

*If you're not sure, check
iNewDegreeStudent.ucsd.edu*

The screenshot shows the iNewStudent.ucsd.edu website. At the top, there is a navigation bar with links for Contact Us, Student Services, Scholar Services, Campus Partners, Resources, and Programs and Events. Below the navigation bar, there is a main heading "Starting a New Program at UC San Diego" and a sub-heading "(This page has a friendly link that's easy to remember: iNewStudent.ucsd.edu)". The main content area features a grid of service tiles:

- Degree Students: Bachelors
- Degree Students: Masters and PhD
- Exchange Students: UC EAP
- Summer Session Visiting Students
- Sponsored Students
- Prospective International Students

Below the grid, there is a yellow banner for "F-1 AND J-1 VISA ELIGIBILITY REQUIREMENTS". At the bottom, there are two more tiles: "Returning to UC San Diego" and "Changing Visa Status".

01

Request Form I-20 or DS-2019

You must have:

A Form I-20 to apply for your F-1 visa stamp

OR

A Form DS-2019 to apply for the J-1 visa stamp



Request your Form I-20 or Form DS-2019 from ISEO via iServices

Once you receive your I-20 or DS-2019, you can submit the visa application at your local U.S. consulate

01

Request Form I-20 or DS-2019

Prepare to submit your NEW ADMIT request by reviewing iNewDegreeStudent.ucsd.edu "Step 1" instructions:

- Complete your UCSD account set up
- Meet the I-20/DS-2019 Funding Requirements
- Prepare other documents you will be required to upload
- Know your iServices deadline

iNewDegreeStudent.ucsd.edu

New Undergraduate and Graduate Degree Students

CONGRATULATIONS! Newly Admitted Bachelor's, Master's, and PhD International Students: The International Services and Engagement Office (ISEO) congratulates you on your admission to the University of California, San Diego!

This page provides a comprehensive guide for newly admitted international undergraduate and graduate students on obtaining their U.S. student visa (F-1 or J-1) and preparing for their arrival to the United States.

Summer Session Visiting Student: if you will only be enrolling with UC San Diego for Summer Session and will not matriculate into a UC San Diego degree program, please visit [ISEO's New Summer Session Visiting Page](#).

Step 1: Apply for F-1 or J-1 Certificate of Eligibility

To apply for an F-1 or J-1 visa stamp at a U.S. consulate/embassy, OR to transfer your SEVIS record to UC San Diego (if applicable), you must request that ISEO issue you the appropriate visa status certificate of eligibility document, called the Form I-20 (for F-1 students) or the Form DS-2019 (for J-1 students).

iServices.ucsd.edu will open on **MONDAY, MARCH 3, 2025 (9:00 AM Pacific Standard Time)** for newly admitted Summer 2025 and Fall 2025 international students to begin requesting their immigration documents.

+ Expand All

Accept Admission and Complete Required Account Set Up



Preparing for Submission



Submitting a Request for an Immigration Document: Form I-20 (F-1) or DS-2019 (J-1)



Apply for your F-1 or J-1 visa stamp



01

Request Form I-20 or DS-2019

iNewDegreeStudent.ucsd.edu

To gain access to iServices, you must have:

- *Completed Enrollment Checklist*
- *Set up TritonLink Active Directory*
- *Received UCSD email and PID*
- *Set Up Duo Account*

Once you have completed all of these steps, it can take another 2-3 days to gain access to iServices.

UC San Diego

GLOBAL INITIATIVES

International Services and Engagement Office

New Undergraduate and Graduate Degree Students

CONGRATULATIONS! Newly Admitted Bachelor's, Master's, and PhD International Students: The International Services and Engagement Office (ISEO) congratulates you on your admission to the University of California, San Diego!

This page provides a comprehensive guide for newly admitted international undergraduate and graduate students on obtaining their U.S. student visa (F-1 or J-1) and preparing for their arrival to the United States.

Summer Session Visiting Student: if you will only be enrolling with UC San Diego for Summer Session and will not matriculate into a UC San Diego degree program, please visit [ISEO's New Summer Session Visiting Page](#).

Step 1: Apply for F-1 or J-1 Certificate of Eligibility

To apply for an F-1 or J-1 visa stamp at a U.S. consulate/embassy, OR to transfer your SEVIS record to UC San Diego (if applicable), you must request that ISEO issue you the appropriate visa status certificate of eligibility document, called the Form I-20 (for F-1 students) or the Form DS-2019 (for J-1 students).

iServices.ucsd.edu will open on MONDAY, MARCH 3, 2025 (9:00 AM Pacific Standard Time) for newly admitted Summer 2025 and Fall 2025 international students to begin requesting their immigration documents.

[+ Expand All](#)

Accept Admission and Complete Required Account Set Up

Undergraduates (Bachelor's students):

Once you've been admitted, please [log into your applicant portal](#) and complete your [Enrollment Checklist](#). This includes:

- Accepting your offer of admission
- Completing the [California Residency for Tuition Purposes Questionnaire](#) (if required)
- Submitting your transcripts from all institutions attended
- You must Accept your offer of admission in order to move forward with any other UC San Diego processes for newly admitted students, as well as the visa process.

Set up your Active Directory and Duo Accounts:

1. TritonLink Active Directory

- Approximately 2-3 days after accepting your offer of admission, you should receive an email asking you to create your TritonLink Active Directory account. Set up your account as quickly as possible. You must create your TritonLink Active Directory account in order to begin the visa process, as well as other important tasks such as applying for housing or registering for classes.
 - If you do not receive the TritonLink Active Directory Account Setup email within a few days of accepting your offer of admission, please check your SPAM or Junk folder. If you still have not received it, email processing@ucsd.edu to have it resent.
- When you create your TritonLink Active Directory account, you will receive your UC San Diego student email and your PID (Personal Identification Number). [The TritonLink page](#) provides further information regarding the Active Directory account lookup tool (under Set Up an Account), which allows students to look up their Active Directory username by inputting their PID and last name. From there, students can go to [password.ucsd.edu](#) to set the password for their Active Directory account.

2. Duo Account

- Once you have set up your TritonLink Active Directory account, you should also be able to log into the [Duo Registration Portal](#). All UC San Diego students are required to use Duo two-step authentication, a security feature that requires verification of identity when logging into UC San Diego protected systems. After setting up your Active Directory credentials, you must [register for Duo](#) before you can access any UC San Diego Single-Sign On (SSO) based site or application, such as [iServices.ucsd.edu](#).
 - The DUO app is accessible through the Apple App Store and the Google Play store. For further support, please reference the primary [DUO information page](#) and the UC San Diego Service Desk provides full support for DUO if needed.

01

Request Form I-20 or DS-2019

iServices.ucsd.edu

The screenshot shows the UC San Diego iServices website. At the top, there is a blue header with "UC SAN DIEGO" and a white navigation bar with "Home". The main content area features a title "International Services and Engagement Office: Welcome to iServices!" followed by a paragraph: "iServices provides a variety of online services for our UC San Diego's international students, scholars, and employees -- as well as the staff that support them." Below this is a light blue button labeled "Current Students, Scholars, Faculty, and Staff". A text block reads: "Full Client Services Portal: Access iServices by logging in below with your **Active Directory** credentials via **Duo Two-Step Log In** to view information or submit a request to ISEO". To the left of the login area is a large green checkmark. The login area itself is enclosed in a green box and contains a yellow "Login" button and the text "(UCSD Network ID/email account/password required)". Below the login area is a red 'X' mark and a red-bordered box containing the text: "Don't have a UCSD email account or Network ID? The Limited Services Portal allows iServices access for international scholars and students who have not yet, or will not be issued Network ID's and UCSD email accounts. **Click Here: Limited Services Portal**".

01

Request Form I-20 or DS-2019

iNewDegreeStudent.ucsd.edu

iServices Instructions for Students Page

iContact.ucsd.edu

TECH SUPPORT: iServices Assistance



iServices Support

Program / Accepted Students / New Degree Students

New Undergraduate and Graduate Degree Students

CONGRATULATIONS! Newly Admitted Bachelor's, Master's, and PhD International Students: The International Services and Engagement Office (ISEO) congratulates you on your admission to the University of California, San Diego!

This page provides a comprehensive guide for newly admitted international undergraduate and graduate students on obtaining their U.S. student visa (F-1 or J-1) and preparing for their arrival to the United States.

Summer Session Visiting Student: if you will only be enrolling with UC San Diego for Summer Session and will not matriculate into a UC San Diego degree program, please visit [ISEO's New Summer Session Visiting Page](#).

Step 1: Apply for F-1 or J-1 Certificate of Eligibility

To apply for an F-1 or J-1 visa stamp at a U.S. consulate/embassy, OR to transfer your SEVIS record to UC San Diego (if applicable), you must request that ISEO issue you the appropriate visa status certificate of eligibility document, called the Form I-20 (for F-1 students) or the Form DS-2019 (for J-1 students).

iServices.ucsd.edu will open on MONDAY, MARCH 3, 2025 (9:00 AM Pacific Standard Time) for newly admitted Summer 2025 and Fall 2025 international students to begin requesting their immigration documents.

+ Expand All

- Accept Admission and Complete Required Account Set Up
- Preparing for Submission

iServices

iServices is an online portal which serves as ISEO's document request system for F-1 and J-1 international students and scholars. Through iServices, students are able to request immigration documents, such as the F-1 Form I-20 or J-1 Form DS-2019 from ISEO, in addition to reporting certain changes to their visa status or obtaining other support documents. [ISEO's iServices Instructions for Students page](#) contains helpful information and troubleshooting guides for users accessing and submitting requests through iServices.

Student Advising

Upcoming Office Closures:
ISEO will be closed on Friday, March 28, 2025 for the César Chavez Day Holiday.

- TRAVEL EMERGENCY CONTACT
- PHYSICAL LOCATION
- DRIVING & PARKING
- SHUTTLE & PUBLIC TRANSIT

+ Expand All

- EMAIL: General Inquiries
- VIRTUAL: Appointments
- IN-PERSON ADVISING: Student Walk-Ups
- TECH SUPPORT: iPortal Assistance
- TECH SUPPORT: iServices Assistance**

EMAIL ISEO FOR ASSISTANCE WITH ISERVICES:

Newly admitted students who are experiencing difficulties with iServices are encouraged to email ISEO. Note: Students must accept admission and set up their [Active Directory \(AD\)](#) and [DUO](#) accounts **before** accessing iServices.

- Include a **detailed description** of the issue and **screenshots** of any error messages.
- An ISEO Advisor will contact you within **3-5 business days (1 week)**.

Upon successful submission of the contact form, a ticket will be created for you! You will receive a separate email confirming creation of a Ticket Number. If you need to add more information or want to follow up on your ticket after submission, you can simply reply to the email. If you have a campus AD account, you can also go to the Service Portal and update your ticket there.

EMAIL FOR ISERVICES SUPPORT

01

Request Form I-20 or DS-2019

iServices.ucsd.edu

UC SAN DIEGO

Home

Tammy Triton

Home

Starting a New Program at UC San Diego

Home Services Home Page

Online Services for International Students, Scholars, and Staff: Update your institutional information, request signatures, work authorization, certificate of enrollments, sign-up for sessions, and more.

Notifications

There are no current notifications.

Requests

You have no requests at this time

01

Request Form I-20 or DS-2019









Submitting a Request

Students must submit the relevant **NEW ADMIT** Service request in iServices:

- **New Admit I-20 Request:** You will begin a degree program with UC San Diego in F-1 visa status.
- **New Admit DS-2019 Request:** You will begin a degree program with UC San Diego in J-1 visa status.

[iServices.ucsd.edu](https://iservices.ucsd.edu)

The screenshot shows the 'Tasks' menu on the iServices.ucsd.edu website. The menu is organized into a grid of buttons, each with an icon and a text label. The 'New Admit I-20 Request' and 'New Admit DS-2019 Request' buttons are highlighted in yellow. The other buttons are: 'New Admit Updated I-20 Request', 'New Admit Updated DS-2019 Request', 'New Admit Letter Request', 'Summer Session Visiting Student', 'New Admit: Change of Status to F-1 or J-1', and 'New Admit Dependent Request'.

Tasks		
 New Admit I-20 Request	 New Admit Updated I-20 Request	 New Admit DS-2019 Request
 New Admit Updated DS-2019 Request	 New Admit Letter Request	 Summer Session Visiting Student
 New Admit: Change of Status to F-1 or J-1	 New Admit Dependent Request	

01

Request Form I-20 or DS-2019

Submitting a Request

[iServices.ucsd.edu](https://iservices.ucsd.edu)

Students must submit a complete request in iServices:

- **Complete** all required E-Forms.
- **Be sure** you have submitted the Submission Confirmation to complete your New Admit request.

The screenshot shows the 'E-Forms' section of the iServices portal. A yellow bracket highlights a list of six required forms, each with a checkbox and a link: 'REQUIRED Biographical Information', 'REQUIRED Dependent Information', 'REQUIRED Sponsored Student Information', 'REQUIRED Financial Document Upload', 'REQUIRED Financial Information', and 'REQUIRED SEVIS Transfer Eligibility'. Below this list is a form titled 'NEW ADMIT: I-20 Submission Confirmation' which is marked as 'NOT YET AVAILABLE' and has a lock icon next to it. The 'E-Forms' header and the 'NEW ADMIT: I-20 Submission Confirmation' title are highlighted in yellow.

01

Request Form I-20 or DS-2019

iNewDegreeStudent.ucsd.edu

Step 1: Apply for F-1 or J-1 Certificate of Eligibility

To apply for an F-1 or J-1 visa stamp at a U.S. consulate/embassy, OR to transfer your SEVIS record to UC San Diego (if applicable), you must request that ISEO issue you the appropriate visa status certificate of eligibility document, called the Form I-20 (for F-1 students) or the Form DS-2019 (for J-1 students).

iServices.ucsd.edu will open on MONDAY, MARCH 3, 2025 (9:00 AM Pacific Standard Time) for newly admitted Summer 2025 and Fall 2025 international students to begin requesting their immigration documents.

+ Expand All

Accept Admission and Complete Required Account Set Up

Preparing for Submission

iServices

iServices is an online portal which serves as ISEO's document request system for F-1 and J-1 international students and scholars. Through iServices, students are able to request immigration documents, such as the F-1 Form I-20 or J-1 Form DS-2019 from ISEO, in addition to reporting certain changes to their visa status or obtaining other support documents. [ISEO's iServices Instructions for Students page](#) contains helpful information and troubleshooting guides for users accessing and submitting requests through iServices.

Preparing to submit your Form I-20 or Form DS-2019 Request:

All newly admitted students to a UC San Diego degree program are **REQUIRED** to request and obtain a Form I-20 (F-1) or Form DS-2019 (J-1) reflecting their intentions to enroll in a program of study with UC San Diego. This is true for all students who wish to study in the U.S. under the F-1 or J-1 visa status, even if they already hold a valid F-1 or J-1 visa stamp. To prepare to submit this form, you must clearly understand what you are requesting from ISEO:

- Which Visa Classification, F-1 or J-1?** Review our [F-1 or J-1: Selection of Visa Classification](#) page to help determine which visa status is the appropriate status for you.
- SEVIS Transfer Eligibility:** Understand if you are eligible to [transfer your current SEVIS Record to UC San Diego!](#)
 - NOTE:** A SEVIS transfer is the transfer of the SEVIS ID listed on forms I-20 and DS-2019; it **IS NOT** an academic transfer. If you currently have a SEVIS ID, ensure that you have reviewed the link above to determine if you are eligible for a SEVIS transfer.
- Required Funding Documents:** To receive the Form I-20 or DS-2019, you must prove that you meet the minimum funding requirements for the F or J visa category. Review our [Funding Requirements](#) webpage to learn:
 - What minimum amount of funding you are required to show based on your program and level.

iServices.ucsd.edu

E-Forms

- REQUIRED [Biographical Information](#)
- REQUIRED [Dependent Information](#)
- REQUIRED [Sponsored Student Information](#)
- REQUIRED [Financial Document Upload](#)
- REQUIRED [Financial Information](#)
- REQUIRED [SEVIS Transfer Eligibility](#)
- NOT YET AVAILABLE [NEW ADMIT: I-20 Submission Confirmation](#)



I-20/DS-2019 Funding Requirements for 2025-2026

The International Students and Engagement Office (ISEO) is required by law to verify that each person applying for a Form I-20 (F-1) or Form DS-2019 (J-1) has sufficient funds to cover the period of their stay in the United States. In most cases, the documentation that we require will also be required at the U.S. Embassy or Consulate when applying for an F-1 or J-1 visa. Newly admitted students, as well as continuing and returning students, must prove they meet the Funding Requirements for their Form I-20 or DS-2019.

How Much Funding Do I Need to Show?

+ Expand All

Newly Admitted Students

Continuing Students (Program Extensions)

Returning Students

+ Expand All

Acceptable Sources of Funding

The Form I-20/DS-2019 and F/J visa application processes require all funding used to be immediately available/withdrawable to the student. Because of this, not all sources of funding may be used toward the Form I-20/DS-2019 Funding Requirements. Review the "What Financial Documentation is Accepted" section below to learn what sources of funding and supporting documentation are acceptable.

Regardless of the funding source, ALL financial documents must:

- Be dated within 3 months at their time of submission to ISEO
- Be in English, or accompanied by an official certified English translation
- Show funds that are immediately available. Funding cannot be frozen or in locked accounts, unless the document clearly shows a maturity date before your term start at UC San Diego


+ Expand All

What Financial Documentation is Accepted?

Funding from Financial Sponsors

Funding from Academic Departments (for Graduate Students)


+ Expand All



Pro Tip: Funding Requirements

01

Request Form I-20 or DS-2019



Pro Tip:
Funding Requirements

Amount Required (Form I-20/DS-2019 Financial Estimates)

The information below is subject to change without notice.

+ Expand All

Undergraduate (Bachelor's) Programs (Including EAP/Global Exchange)

Undergraduate (Bachelor's) Programs	NEW ADMITS: 1 Academic Year/3 Quarters (9 Months)	2-Quarter (6 Months) Extension for Current & Returning Students	1-Quarter (3 Months) Extension for Current & Returning Students
	Current Students: 1-Academic-Year (9 Months) Extension		
Tuition & Fees	\$54,024	\$35,806	\$17,903
Living Expenses	\$21,678	\$14,452	\$7,226
Other: Books & Supplies	\$1,287	\$858	\$429
Total:	\$76,989	\$51,116	\$25,558

Acceptable Sources of Funding

The Form I-20/DS-2019 and F/J visa application processes require all funding used to be immediately available/withdrawable to the student. Because of this, not all sources of funding may be used toward the Form I-20/DS-2019 Funding Requirements. Review the "What Financial Documentation is Accepted" section below to learn what sources of funding and supporting documentation are acceptable.

Regardless of the funding source, ALL financial documents must:

- Be dated within 3 months at their time of submission to ISEO
- Be in English, or accompanied by an official certified English translation
- Show funds that are immediately available. Funding cannot be frozen or in locked accounts, unless the document clearly shows a maturity date before your term start at UC San Diego

+ Expand All


What Financial Documentation is Accepted?

Use the following guide to help you understand what documents are accepted as proof of sufficient financial support (all documents **cannot be older than 3 months** at the time of your request submission):

Document	Yes	No	Criteria
Personal funds: checking or savings account statements	Yes		<ul style="list-style-type: none"> • Must be available in English. • Should be a concise 1-2 page document. DO NOT submit long statements that include transaction history. • Statements from multiple accounts are acceptable and must be combined into a single PDF document. • Online banking statements are acceptable. • Indicate the financial institution's name. • Indicate the account holder's name. • Clearly show the account balance. • Be dated within the past 3 months. • Clearly show the type of currency. • Be from statements that show liquid assets that can be converted into cash.
			<ul style="list-style-type: none"> • Must be available in English. • Be dated within the past 3 months.

01

Request Form I-20 or DS-2019



Pro Tip: SEVIS Transfer Eligibility

iServices.ucsd.edu

E-Forms

- REQUIRED [Biographical Information](#)
- REQUIRED [Dependent Information](#)
- REQUIRED [Sponsored Student Information](#)
- REQUIRED [Financial Document Upload](#)
- REQUIRED [Financial Information](#)
- REQUIRED [SEVIS Transfer Eligibility](#)
- NOT YET AVAILABLE [NEW ADMIT: DS-2019 Submission Confirmation](#)

iNewDegreeStudent.ucsd.edu

Step 1: Apply for F-1 or J-1 Certificate of Eligibility

To apply for an F-1 or J-1 visa stamp at a U.S. consulate/embassy, OR to transfer your SEVIS record to UC San Diego (if applicable), you must request that ISEO issue you the appropriate visa status certificate of eligibility document, called the Form I-20 (for F-1 students) or the Form DS-2019 (for J-1 students).

iServices.ucsd.edu will open on MONDAY, MARCH 3, 2025 (9:00 AM Pacific Standard Time) for newly admitted Summer 2025 and Fall 2025 international students to begin requesting their immigration documents.

+ Expand All

Accept Admission and Complete Required Account Set Up

Preparing for Submission

iServices

iServices is an online portal which serves as ISEO's document request system for F-1 and J-1 international students and scholars. Through iServices, students are able to request immigration documents, such as the F-1 Form I-20 or J-1 Form DS-2019 from ISEO, in addition to reporting certain changes to their visa status or obtaining other support documents. [ISEO's iServices Instructions for Students page](#) contains helpful information and troubleshooting guides for users accessing and submitting requests through iServices.

Preparing to submit your Form I-20 or Form DS-2019 Request:

All newly admitted students to a UC San Diego degree program are **REQUIRED** to request and obtain a Form I-20 (F-1) or Form DS-2019 (J-1) reflecting their intentions to enroll in a program of study with UC San Diego. This is true for all students who wish to study in the U.S. under the F-1 or J-1 visa status, even if they already hold a valid F-1 or J-1 visa stamp. To prepare to submit this form, you must clearly understand what you are requesting from ISEO:

1. **Which Visa Classification, F-1 or J-1?:** Review our [F-1 or J-1: Selection of Visa Classification](#) page to help determine which visa status is the appropriate status for you.
2. **SEVIS Transfer Eligibility:** Understand if you are eligible to [transfer your current SEVIS Record to UC San Diego!](#)
 - NOTE: A SEVIS transfer is the transfer of the SEVIS ID listed on forms I-20 and DS-2019; it **IS NOT** an academic transfer. If you currently have a SEVIS ID, ensure that you have reviewed the link above to determine if you are eligible for a SEVIS transfer.

How do I transfer my Form I-20 (SEVIS Record) from my current school to UC San Diego?

Note that if your last date of enrollment or last date of authorized Optional Practical Training (OPT) at another U.S. institution is within 5 months (152 days) of the quarter start date at UC San Diego, you may be eligible to request to transfer your SEVIS Record to UC San Diego. Please note the information below is **ONLY** applicable for F-1 students. *J-1 Students seeking a SEVIS Transfer should first [contact ISEO](#).*

What does it mean to transfer my SEVIS record?

Many students think the term 'Transfer' only applies to the transferring of academic credits or units from one school to another. For example, transferring 60 units/credits from a Community College to UC San Diego. However, for international students, the terms '**SEVIS Transfer**', '**Transferring my SEVIS Record**', or '**Releasing my SEVIS Record**' can actually mean something different!

If you are currently enrolled at another U.S. institution and hold an active SEVIS record and SEVIS ID Number, you may be eligible for a SEVIS Transfer.

- A SEVIS Transfer occurs when a Designated School Official (DSO) at your current institution electronically sends your SEVIS record (Form I-20) to UC San Diego.
- Once they electronically release your SEVIS record, UC San Diego can then issue you a Form I-20 with the SAME SEVIS ID Number. The I-20 you receive from UC San Diego will reflect your new program dates and details.
- A DSO can electronically release your SEVIS record on the same day or schedule a transfer for a future date. The date that the record is released from your current school to UC San Diego is known as your **SEVIS Record Release Date**.
- UC San Diego does **not** use a transfer-in form for students transferring into our school. If your current school needs verification of your SEVIS transfer, please contact ISEO via [icontact.ucsd.edu](#)

How do I know if I am eligible for a SEVIS transfer?

If your last date of enrollment or last date of employment on post-completion OPT is within 5 months (152 days) of your program start date at UC San Diego, you may be eligible to request a SEVIS Transfer.

- Eligibility to transfer is decided by your current school that holds your SEVIS Record and Form I-20.
- Note that SEVIS Transfers are **NOT** automatic upon Accepting your Offer of Admission from UC San Diego. *You must contact your current school to request a timely SEVIS Transfer.*
- The deadline for F-1 students to request a SEVIS transfer from their previous school is 60 days after the program completion date or OPT end date, whichever is later.

What's the process of transferring my SEVIS record?

SEVIS Transfers require coordination between you, the DSO at your current school, and UC San Diego.

1. **Schedule a SEVIS Release Date:** You'll need to contact your DSO at your current school and let them know that you wish to transfer your SEVIS record to UC San Diego. Our SEVIS school code is SND214F00088000. Ensure that you obtain written confirmation from your school that your SEVIS record was released successfully in active status. Ensure that your release date is within 5 months of when you wish to begin your full-time program at UC San Diego.

01

Request Form I-20 or DS-2019

Processing time for NEW ADMIT documents is approximately 15 business days from the date you successfully submit a **complete and accurate** (no further updates/edits needed) NEW ADMIT request in iServices.

Review instructions at iNewStudent.ucsd.edu before you get started!

Receiving your Immigration Document

Please note that the processing time for a New Admit request will depend on a number of different factors and cannot be guaranteed.

- The processing time for a New Admit I-20/DS-2019 request is *approximately* 15 business days from the date a complete and accurate request is submitted in iServices.
- For students **transferring their SEVIS record** to UC San Diego, the processing time for a New Admit I-20/DS-2019 document is *approximately* 15 business days from your SEVIS release date **or** the date the date a complete and accurate request is submitted in iServices, **whichever is later**.

Incomplete Requests: New Admit requests will be set to incomplete when additional information, updated information, or clarification is needed. For this reason, please thoroughly review all instructions (on this site and within the iServices request) and all responses *prior* to submitting. Please note that days that iServices request remains in an incomplete status will not count towards the approximate 15 business day processing time and may cause a delay in processing. If your application is incomplete or invalid, you will be contacted by an ISEO Advisor with instructions to resubmit or add clarifying information to your request. ***The speed at which a New Admit request can be processed is largely dependent on how complete and accurate the request is at the time of submission.***

Completed Requests: Once your Form I-20 or DS-2019 is ready, it will be emailed to your UCSD email for access. It will also be uploaded in iServices. You will receive an email confirmation of your completed request with instructions on how to access your immigration document. You will need to download, print, and sign it.

01

Request Form I-20 or DS-2019

FORM I-20

FORM DS-2019

Once your Form I-20 or DS-2019 is ready, it will be emailed to your UCSD email for you to access. You will need to download it, print it, and sign it.

You **MUST** download, print, and sign it **by hand**.

You **MUST** review it for accuracy!

iNewDegreeStudent.ucsd.edu

Department of Homeland Security
U.S. Immigration and Customs Enforcement

I-20, Certificate of Eligibility for Nonimmigrant Student Status
OMB NO. 1653-0038

SEVIS ID: [REDACTED]

SURNAME/PRIMARY NAME	GIVEN NAME	CLASS F-1
PREFERRED NAME	PASSPORT NAME	
COUNTRY OF BIRTH SOUTH KOREA	COUNTRY OF CITIZENSHIP SOUTH KOREA	ACADEMIC AND LANGUAGE
DATE OF BIRTH	ADMISSION NUMBER	
FORM ISSUE REASON INITIAL ATTENDANCE	LEGACY NAME	

SCHOOL INFORMATION

SCHOOL NAME University of California San Diego University of California San Diego	SCHOOL ADDRESS 9500 Gilman Drive, Mail Code 0018, La Jolla, CA 92093
SCHOOL OFFICIAL TO CONTACT UPON ARRIVAL Lisa Swid International Student Advisor	SCHOOL CODE AND APPROVAL DATE SND14F00088000 14 JANUARY 2021

PROGRAM OF STUDY

EDUCATION LEVEL BACHELOR'S	MAJOR 1 Multi-/Interdisciplinary Studies, Other 30.9999	MAJOR 2 None 00.0000
NORMAL PROGRAM LENGTH 60 Months	PROGRAM ENGLISH PROFICIENCY Required	ENGLISH PROFICIENCY NOTES Student is proficient
PROGRAM START DATE 14 SEPTEMBER 2016	PROGRAM END DATE 30 JUNE 2021	

FINANCIALS

ESTIMATED AVERAGE COSTS FOR: 12 MONTHS		STUDENT'S FUNDING FOR: 12 MONTHS	
Tuition and Fees	\$ 48,286	Personal Funds	\$ 0
Living Expenses	\$ 19,200	Funds From This School	\$ 0
Expenses of Dependents (0)	\$ 0	family funding	\$ 63,986
books, supplies	\$ 1,500	On-Campus Employment	\$ 0
TOTAL	\$ 68,986	TOTAL	\$ 63,986

REMARKS

SCHOOL ATTESTATION

I certify under penalty of perjury that all information provided above was entered before I signed this form and is true and correct. I executed this form in the United States after review and evaluation in the United States by me or other officials of the school of the student's application, transcripts, or other records of courses taken and proof of financial responsibility, which were received at the school prior to the execution of this form. The school has determined that the above named student's qualifications meet all standards for admission to the school and the student will be required to pursue a full program of study as defined by 8 CFR 214.2(f)(6). I am a designated school official of the above named school and am authorized to issue this form.

X	DATE ISSUED 17 June 2016	PLACE ISSUED La Jolla, CA
---	-----------------------------	------------------------------

SIGNATURE OF: Lisa Swid, International Student Advisor

STUDENT ATTESTATION

I have read and agreed to comply with the terms and conditions of my admission and those of any extension of stay. I certify that all information provided on this form refers specifically to me and is true and correct to the best of my knowledge. I certify that I seek to enter or remain in the United States temporarily, and solely for the purpose of pursuing a full program of study at the school named above. I also authorize the named school to release any information from my records needed by DHS pursuant to 8 CFR 214.3(g) to determine my nonimmigrant status. Parent or guardian, and student, must sign if student is under 18.

X	DATE
---	------

SIGNATURE OF: [REDACTED]

NAME OF PARENT OR GUARDIAN	SIGNATURE	ADDRESS (city/state or province/country)	DATE
----------------------------	-----------	--	------

ICE Form I-20 (3/31/2018) Page 1 of 3

U.S. Department of State
CERTIFICATE OF ELIGIBILITY FOR EXCHANGE VISITOR STATUS (J-NONIMMIGRANT)

OMB APPROVAL NO. 1405-0119
09/02/2017
ESTIMATED BURDEN TIME: 45 min
*See Page 2

1. Surname/Primary Name: [REDACTED] Given Name: [REDACTED] Gender: MALE

Date of Birth (mm-dd-yyyy): 04- [REDACTED] City of Birth: Sapporo Country of Birth: JAPAN Citizenship Country Code: JA Citizenship Country: JAPAN

Legal Permanent Residence Country Code: JA Legal Permanent Residence Country: JAPAN Position Code: 214 Position: UNIVERSITY GRADUATE STUDENTS

Primary Site of Activity: University of California, San Diego
9500 GILMAN DR
LA JOLLA, CA 92093-5004

2. Program Sponsor: University of California, San Diego Program Number: P-1-02849

Participating Program Official Description:
PROFESSOR; RESEARCH SCHOLAR; SHORT-TERM SCHOLAR; SPECIALIST; STUDENT ASSOCIATE; STUDENT BACHELORS;
STUDENT DOCTORATE; STUDENT INTERN; STUDENT MASTERS; STUDENT NON-DEGREE

Purpose of this form: Begin new program; accompanied by number (1) of immediate family members.

3. Form Covers Period:
From (mm-dd-yyyy): 09-06-2016 To (mm-dd-yyyy): 06-30-2018

4. Exchange Visitor Category:
STUDENT MASTERS
Subject/Field Code: 44.0501 Subject/Field Code Remarks: Grad student pursuing a master's degree in Public Policy

5. During the period covered by this form, the total estimated financial support (in U.S. \$) to be provided to the exchange visitor by:
The Exchange Visitor's Government: \$141,220.00
Total: \$141,220.00

6. U.S. DEPARTMENT OF STATE / DHS USE OR CERTIFICATION BY RESPONSIBLE OFFICER OR ALTERNATE RESPONSIBLE OFFICER THAT A NOTIFICATION COPY OF THIS FORM HAS BEEN PROVIDED TO THE U.S. DEPARTMENT OF STATE (INCLUDE DATE):

7. Gabriella HOFFMANN Alternate Responsible Officer
Name of Official Preparing Form: Gabriella HOFFMANN Title: Alternate Responsible Officer
Address: 9500 Gilman Drive, Mail Code 0018, La Jolla, CA 92093 Telephone Number: 858-246-0227
Signature of Responsible Officer or Alternate Responsible Officer: [REDACTED] Date (mm-dd-yyyy): 06-21-2016

8. Statement of Responsible Officer for Release Sponsor (FOR TRANSFER OF PROGRAM)
Effective date (mm-dd-yyyy): [REDACTED] Transfer of the exchange visitor from program number [REDACTED] sponsored by [REDACTED] to the program specified in item 2 is necessary or highly desirable and is in conformity with the objectives of the Mutual Educational and Cultural Exchange Act of 1961, as amended.

Signature of Responsible Officer or Alternate Responsible Officer: [REDACTED] Date (mm-dd-yyyy) of Signature: [REDACTED]

PRELIMINARY ENDORSEMENT OF CONSULAR OR IMMIGRATION OFFICER REGARDING SECTION 212(a) OF THE IMMIGRATION AND NATIONALITY ACT AND PL 94-484, AS AMENDED (see item 10 of page 2)

The Exchange Visitor in the above program:
1. Not subject to the two-year residence requirement.
2. Subject to two-year residence requirement based on:
A. Government financing and/or
B. The Exchange Visitor Skills List and/or
C. PL 94-484 as amended

Signature of Consular or Immigration Officer: [REDACTED] Date (mm-dd-yyyy): [REDACTED]

THE U.S. DEPARTMENT OF STATE RESERVES THE RIGHT TO MAKE FINAL DETERMINATION REGARDING 212(a).

EXCHANGE VISITOR CERTIFICATION: I have read and agree with the statement in item 2 on page 2 of this document.

Signature of Applicant: [REDACTED] Place: [REDACTED] Date (mm-dd-yyyy): [REDACTED]


DS-2019 07-2011 Page 1 of 2

Get Engaged

UC San Diego

GLOBAL INITIATIVES

International Services and Engagement Office



iNewStudents Newsletter

Starting Monday, March 3 at 9AM PT: Request Your Form I-20 or DS-2019 via iServices

International students requiring F-1 or J-1 student visa status to study in the US must request and receive a Form I-20 (F-1) or Form DS-2019 (J-1) from ISEO via **iServices**. iServices is ISEO's document request system. **These forms from UC San Diego are required for all newly admitted F-1 or J-1 students, even if you are transferring from another US school!**

iServices Opens: Monday, March 3 at 9AM PT

iServices will open for newly admitted international students to request their Form I-20 or DS-2019 on March 3. In preparation to submit the request for your Form I-20 or DS-2019, please review the important information below:



- In order to access iServices when it opens, you must have accepted your offer of admission and have **set up** all required UC San Diego student accounts.
- Review the *STEP 1: Apply for your F-1 or J-1 Status* instructions on our **[iNewStudent website](#)** so that you can prepare the required documents and information ahead of time.
- If you are experiencing technical difficulties with iServices, please see review **[iServices Instructions](#)**. If the problem persists, please see **[iServices Troubleshooting](#)**.



iNewStudents Newsletter

UC San Diego
GLOBAL INITIATIVES
International Services and Engagement Office

Winter 2025 | International Services and Engagement Office

Dear Incoming Triton,

Join us this Tuesday, March 4 at 8:30AM Pacific Time (PT) for our first Graduate Pre-Arrival Webinar! During this webinar, we will discuss your checklist of things to do as a newly admitted international graduate student, including how to complete your post-admission requirements, request your immigration documents, and more. There will be time for Q&A at the end of the webinar. Staff from the International Services and Engagement Office (ISEO), Graduate Admissions, and Division of Graduate Education and Postdoctoral Affairs (GEPA) Student Affairs, will be in attendance to respond to questions.

If you are unable to attend, the recording will be available a few days later at **iNewStudentWebinars.ucsd.edu**.

Pre-Arrival Webinar:

REGISTER NOW!

- Critical information
- Sent weekly
- UCSD emails

Welcome Guide

LET THE

JOURNEY

BEGIN

UC San Diego
GLOBAL INITIATIVES
International Services and Engagement Office

ISEO has created a **Welcome Guide** filled with helpful checklists and interactive links:

- Next steps to take **before you start classes**
- Next steps to take **preparing for arrival**
- Next steps to take **upon arrival**

Learn more at

<https://iseo.ucsd.edu/programs/guides.html>

Surf Check Guide

Surf Check Guide: Coming to UC San Diego

- Created for students by students covering the most frequently asked questions international students
- Covers topics like housing, arranging transportation from airport to campus, setting up a phone account, bank account, and more!

Learn more at

<https://iseo.ucsd.edu/programs/guides.html>




GLOBAL AMBASSADORS PROGRAM



A summer-long peer mentorship program,
connecting undergraduate International
students with student mentors

GAP.ucsd.edu



iPrograms

Redefining the world we know with **one experience at a time.**

GLOBAL
COFFEE
HOURS

ENGLISH
IN-ACTION
CONVERSATION PROGRAM

TRITON TREKKERS

ISAC
INTERNATIONAL
STUDENT
ADVISORY COUNCIL

GAME
NIGHT

CRAFT
EVENT

iPrograms.ucsd.edu

iEvents Calendar

iEvents.ucsd.edu

ISEO IS HIRING!
For the 2024-2025 Academic Year

Job #8702193 on Handshake

Communications & Marketing Student Assistant (STDT 4)
Estimated salary: \$18 per hour
Application Deadline: March 17 at 11:59pm PST



Tue Feb 27th - Sun Mar 17th

ISEO Is Hiring: Marketing & Communications Student Assistant

Communications & Marketing Student Assistant (STDT 4) For the 2024-2025 Academic Year Estimated salary: \$18 per hour Application Deadline: ...

Employment Students Professional-Development

ISEO IS HIRING!
For the 2024-2025 Academic Year

Job #8716647 on Handshake

Undergraduate Programs Student Assistant (STDT 3)
Estimated salary: \$17 per hour
Application Deadline: March 17 at 11:59pm PST



Wed Feb 28th - Sun Mar 17th

ISEO Is Hiring: Undergraduate Programs Student Assistant

Undergraduate Programs Student Assistant (STDT 3) For the 2024-2025 Academic Year Estimated salary: \$17 per hour Application Deadline: ...

Students Employment Professional-Development

FRIDAY CHAT
FRIDAY ENGLISH CONVERSATION GROUP

Every Friday
10:00AM - 12:00PM

LA JOLLA COMMUNITY ROOM AT LA JOLLA VILLAGE SQUARE



Fri Mar 1st 10:00am - 12:00pm

Friday Chat

Participation in our English conversation tables are a wonderful way for you to practice your English and make friends. The conversation ...

Volunteer-Led Off-Campus In-Person Global-Community Scholars Families

UC SAN DIEGO STUDENT AFFAIRS STRATEGIC PLAN: STUDENT FOCUS GROUPS

THE OFFICE OF THE VICE CHANCELLOR OF STUDENT AFFAIRS INVITES STUDENTS TO A 1-HOUR FOCUS GROUP TO SEEK FEEDBACK ON THE DIVISION'S STRATEGIC PLAN! WE ARE CALLING ALL STUDENTS WHO WANT TO CREATE AN IMPACT AND SHARE YOUR THOUGHTS ON THE STUDENT EXPERIENCE AT UC SAN DIEGO! FOOD WILL BE PROVIDED AT EACH SESSION. THERE ARE TWO DAYS FOR STUDENTS TO PARTICIPATE:

FRIDAY, MARCH 1ST, 2024
1:00PM TO 4:00PM PST (1-HOUR SESSIONS)
EPSTEIN FAMILY AMPHITHEATRE GREEN ROOM

MONDAY, MARCH 4TH, 2024
8:00AM TO 3:00PM PST (1-HOUR SESSIONS)
RED SHOE ROOM - PRICE CENTER

RSVP AT [TINYURL.COM/UCSDSAFOCUS24](https://tinyurl.com/UCSDSAFOCUS24)

Fri Mar 1st 1:00pm - 4:00pm

UCSD Student Affairs Strategic Plan: Student Focus Groups

The Office of the Vice Chancellor of Student Affairs is looking for feedback and input from students for our Strategic Plan! We will be ...

Students In-Person On-Campus Free-Food

SUNDAY SUPPER
A Cosmic Cantina

THE GREAT HALL
MARCH 3RD
5:30PM



Sun Mar 3rd 5:30pm - 8:30pm

Sunday Supper: A Cosmic Cantina

This long-standing tradition is a quarterly dinner for residents and friends of I-House to celebrate and gather in the Great Hall. Come to ...

The Great Hall

I-House Social In-Person Students

UC SAN DIEGO STUDENT AFFAIRS STRATEGIC PLAN: STUDENT FOCUS GROUPS

THE OFFICE OF THE VICE CHANCELLOR OF STUDENT AFFAIRS INVITES STUDENTS TO A 1-HOUR FOCUS GROUP TO SEEK FEEDBACK ON THE DIVISION'S STRATEGIC PLAN! WE ARE CALLING ALL STUDENTS WHO WANT TO CREATE AN IMPACT AND SHARE YOUR THOUGHTS ON THE STUDENT EXPERIENCE AT UC SAN DIEGO! FOOD WILL BE PROVIDED AT EACH SESSION. THERE ARE TWO DAYS FOR STUDENTS TO PARTICIPATE:

FRIDAY, MARCH 1ST, 2024
1:00PM TO 4:00PM PST (1-HOUR SESSIONS)
EPSTEIN FAMILY AMPHITHEATRE GREEN ROOM

MONDAY, MARCH 4TH, 2024
8:00AM TO 3:00PM PST (1-HOUR SESSIONS)
RED SHOE ROOM - PRICE CENTER

RSVP AT [TINYURL.COM/UCSDSAFOCUS24](https://tinyurl.com/UCSDSAFOCUS24)

Mon Mar 4th 8:00am - 3:00pm

UCSD Student Affairs Strategic Plan: Student Focus Groups

The Office of the Vice Chancellor of Student Affairs is looking for feedback and input from students for our Strategic Plan! We will be ...

Students In-Person On-Campus Free-Food

ISAC
International Student Advisory Council
UC San Diego



Mon Mar 4th 4:00pm - 5:00pm

International Student Advisory Council (ISAC) March Meeting

Register Here

The International Student Advisory Council (ISAC) is comprised of leadership from student leaders and stakeholders invested in the ...

GETCCR Grad-Students Undergrad-Students Student-Org

Join us at the Great Hall for...

Language Conversation Tables

Sign up at the link below to practice your language skills and meet new friends!

<https://tinyurl.com/ict-signup>

Weeks 3-7, Tuesdays 5-6pm



Tue Mar 5th 5:00pm - 6:00pm

Wednesday Coffee and Crafts

Every Wednesday
10:00am - 12:00pm

LA JOLLA COMMUNITY ROOM AT LA JOLLA VILLAGE SQUARE



Wed Mar 6th 10:00am - 12:00pm

Wednesday Coffee and Crafts

Wednesday Coffee and Crafts is an

CAREER REVOLUTION
Turn your new year's resolution into career solutions!

Join our Winter Workshop Series and gain valuable insights into Career Resumes, Interviews, Resume building, LinkedIn Networking, and Mocking Interviews! Save the dates for these interactive sessions to be held in the UC San Diego Career Services Horizon Room. Your pathway to success begins here - secure your spot and elevate your career game!

FEB 7 10PM - 12:00PM	Career Goals, Resumes & Interviews	REGISTER HERE
FEB 13 10PM - 12:00PM	CAREER READINESS PASSPORT	REGISTER HERE
FEB 21 10PM - 12:00PM	RESUMES & COVER LETTER OVERVIEW	REGISTER HERE
FEB 28 7:00PM - 8:00PM	LINKEDIN & NETWORKING	REGISTER HERE
MAR 6 10PM - 12:00PM	INTERVIEWING	REGISTER HERE

OPT INFO SESSION



Thu Mar 7th 11:00am - 12:00pm

FRIDAY CHAT
FRIDAY ENGLISH CONVERSATION GROUP

Every Friday
10:00AM - 12:00PM

LA JOLLA COMMUNITY ROOM AT LA JOLLA VILLAGE SQUARE



TRITON TREKKERS
UC SAN DIEGO

Rock Climb Mission Gorge

MARCH 9
7AM - 1PM

Register now or find more information at iEvents.ucsd.edu



iWORKSHOP



Tue Mar 12th 12:00pm - 2:30pm

Federal Tax Workshop


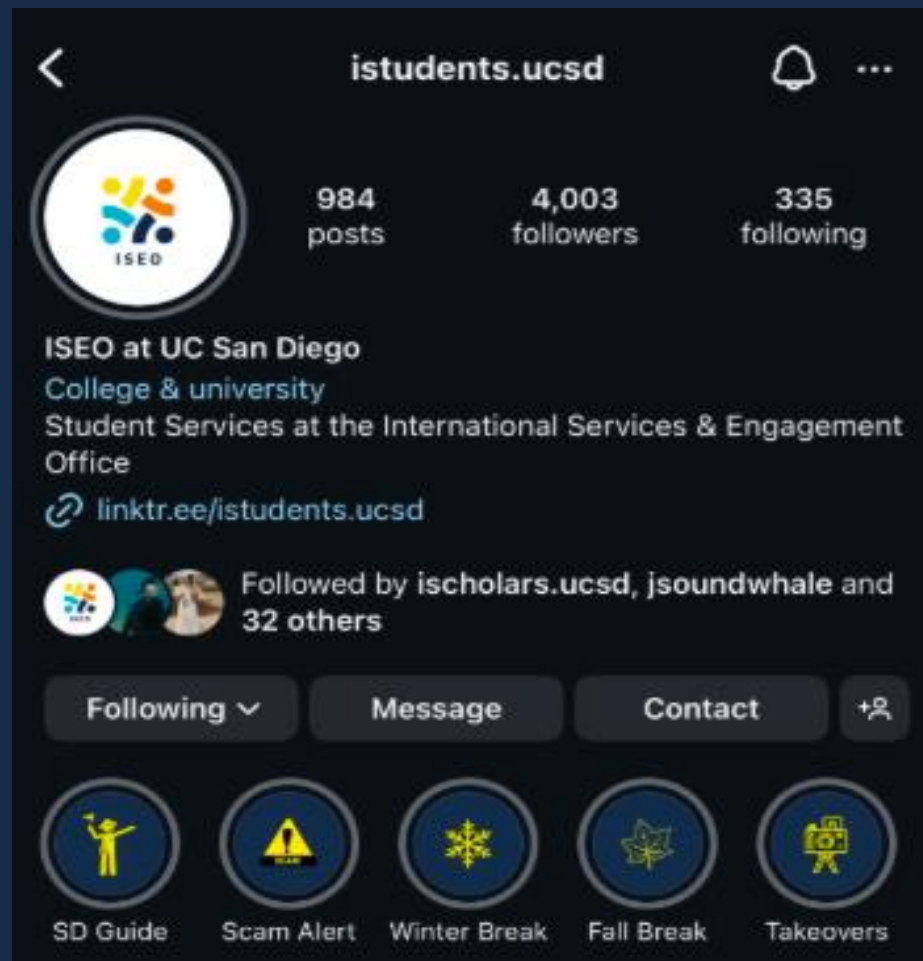
Register Here

Professor Steve Gill, San Diego State University, Fowler College of Business faculty member, and Douglas Kelley, Accounting Lecturer at San ...

Students Scholars Families

Follow us on Instagram!

<https://www.instagram.com/istudents.ucsd/>




Additional Resources

UC San Diego

GLOBAL INITIATIVES

International Services and Engagement Office



IMPORTANT DEADLINES & REMINDERS

NOW

Begin requesting your
visa documents via
iServices

Visit:
[iServices.ucsd.edu](https://iservices.ucsd.edu)

NOW

Apply for on-campus
housing

Visit: hdh.ucsd.edu

**Mid-
May**

Housing, Dining and Hospitality
(HDH) starts to send out housing
contracts in Mid-May. Offers are
made 60 days prior to requested
move-in date.

Visit: hdh.ucsd.edu

July

Deadline to submit health
immunization requirements
and complete OPHD training

Visit:
studenthealth.ucsd.edu

Sept

Tuition due
Move-In
Check-In

New International
Student Orientation

Visit:
iOrientation.ucsd.edu

Upcoming Pre-Arrival Webinars

- **April 3:** Applying for your U.S. Visa
- **April 8:** Undergraduate Student Housing
- **April 10:** Student Health: Insurance & Immunization Requirements
- **April 15:** Finances & Student Accounts
- **April 22:** Student Life and Getting Involved
- **April 24:** Campus Safety
- **May 6:** Getting Set Up in the U.S. (Surf Check Live)
- **May 8:** SEVIS Transfer Process

All webinars will be recorded and posted at

iNewStudentWebinars.ucsd.edu



UC San Diego

GLOBAL INITIATIVES

International Services and Engagement Office



Survey





UC San Diego
GLOBAL INITIATIVES
International Services and Engagement Office

MONDAY - FRIDAY: 9am - 4pm
+1 858.534.3730
iContact.ucsd.edu

iNewStudent.ucsd.edu



UC San Diego International
Services and Engagement Office



UC San Diego ISEO



@istudents.ucsd



@ISEOUCSD

Follow us on Social Media!