



UC San Diego

GLOBAL INITIATIVES

International Services and Engagement Office

Welcome to UC San Diego:

**How to Request the
Form I-20 or DS-2019**


WELCOME to UC San Diego!

UC San Diego

GLOBAL INITIATIVES
International Services and Engagement Office

UC San Diego

**DIVISION OF GRADUATE EDUCATION
AND POSTDOCTORAL AFFAIRS**



Presenters



- **Grace Fuller**

- Assistant Director of International Experience & Engagement
- International Services and Engagement Office (ISEO)

- **Marie Manlapaz Rivera**

- Assistant Director of International Student Services
- International Services and Engagement Office (ISEO)

- **Mary Hogan**

- Director of Graduate Admissions
- Division of Graduate Education and Postdoctoral Affairs (GEPA)

- **Shana Slebioda**

- Graduate Care and Student Life Advisor
- Division of Graduate Education and Postdoctoral Affairs (GEPA)

Agenda

- **The International Services & Engagement Office**
- **Graduate Admissions Reminders**
- **Applying for your I-20 or DS-2019 and Visa**
- **Approaching Deadlines & Reminders**
- **Upcoming Webinars & Additional Resources**
- **Q&A**

UC San Diego

GLOBAL INITIATIVES

International Services and Engagement Office



Before We Begin



You are in listen-only mode. You can hear us, but we can't hear you.

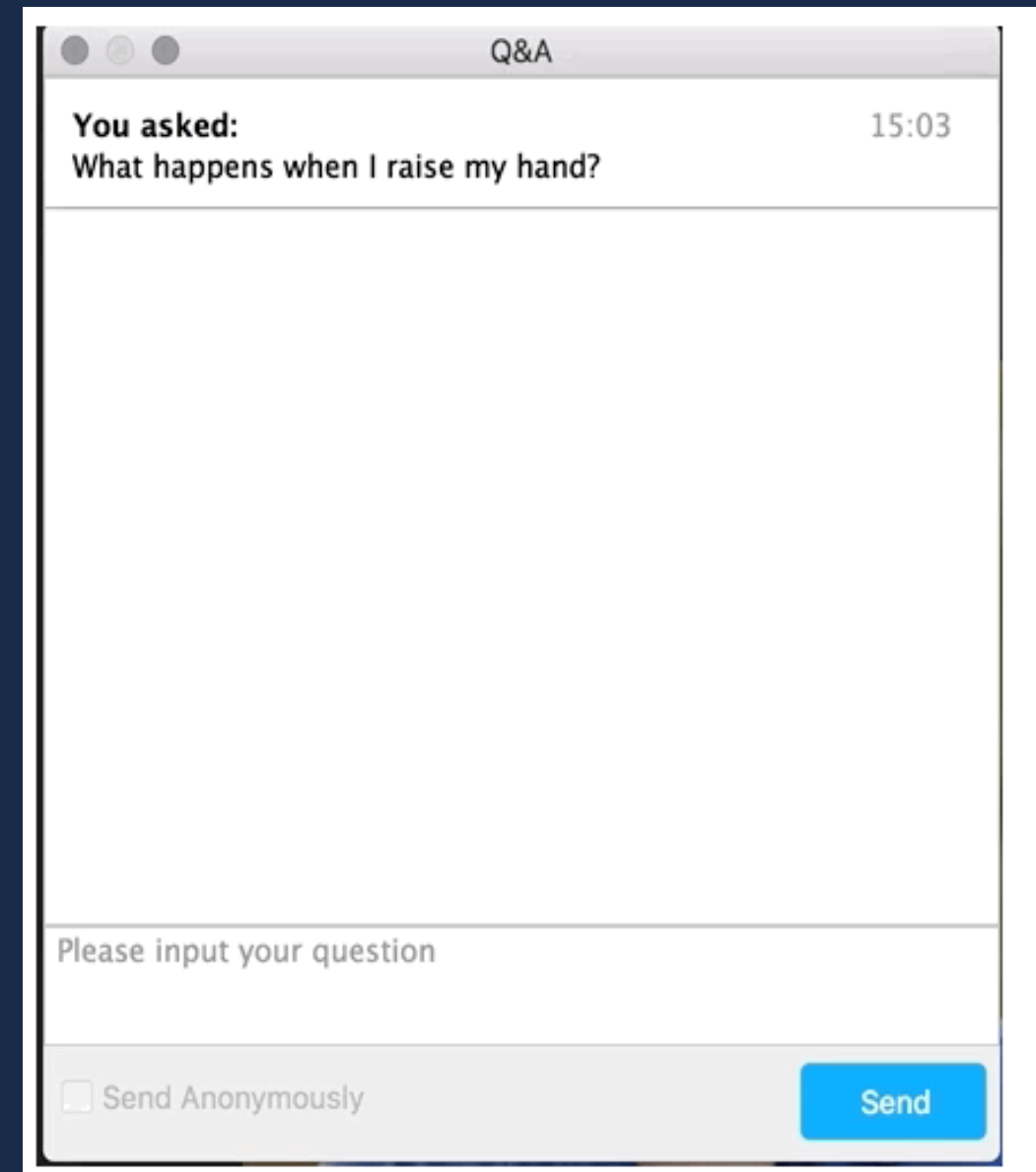
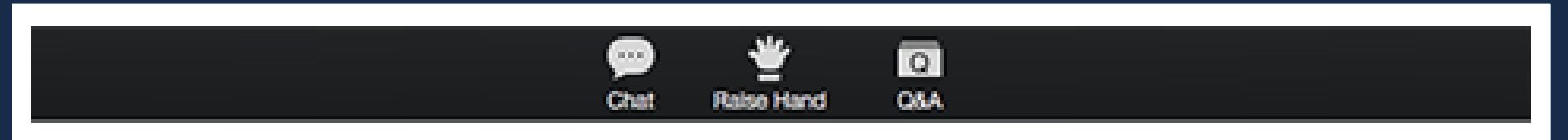


Ask questions – Use the Q&A feature to submit questions. You can also contact us at iContact.ucsd.edu



We're recording. You'll be able to view this webinar recording at iNewStudentWebinars.ucsd.edu

CONTROL PANEL



MEET ISEO

International Services and Engagement Office (ISEO)

WHO IS ISEO

International Services and Engagement Office (ISEO) provides services and engagement opportunities for our international faculty, research scholars, staff, students, and families.

POPULATIONS WE SERVE

- ✓ **International Students** (10,545 Students, currently enrolled and working after graduation)
- ✓ **International Faculty & Scholars** (2,347 Scholars)
- ✓ International Families (642 Spouses/Partners, 464 Children)
- ✓ **Campus Partners** (Entire Campus!)

#8

Leading Institution for
Hosting **International
Faculty & Scholars**



#15

Leading Institution for
Hosting **International
Students**

13,988

Total Service Population

Source: Open Doors 2025

WHAT
WE DO



**Pre-Arrival &
Orientation**

**Advising
Services**



**Visa and Status
Support Services**

**Programs
& Events**





Who are our **Students?**

UC San Diego

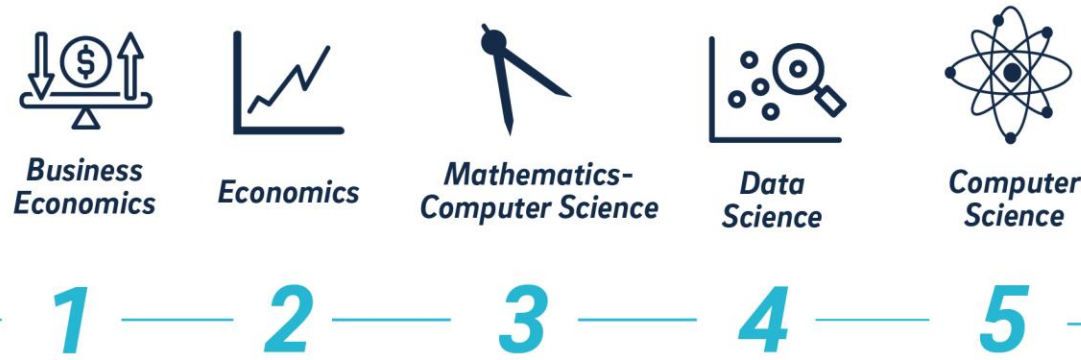
GLOBAL INITIATIVES

International Services and Engagement Office



4,418 UNDERGRADUATE STUDENTS

TOP 5 MAJORS

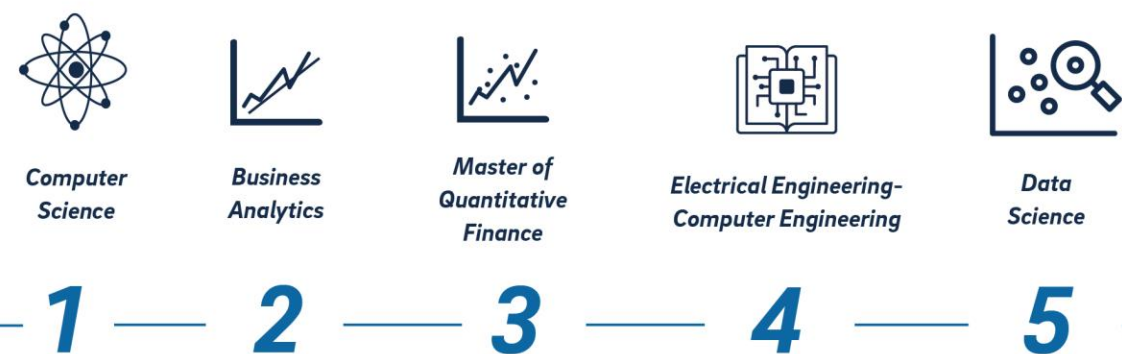


POPULATION BY COLLEGE



3,988 GRADUATE STUDENTS

TOP 5 ACADEMIC DEPARTMENTS



8,407

TOTAL INTERNATIONAL STUDENTS

19.16% of campus population



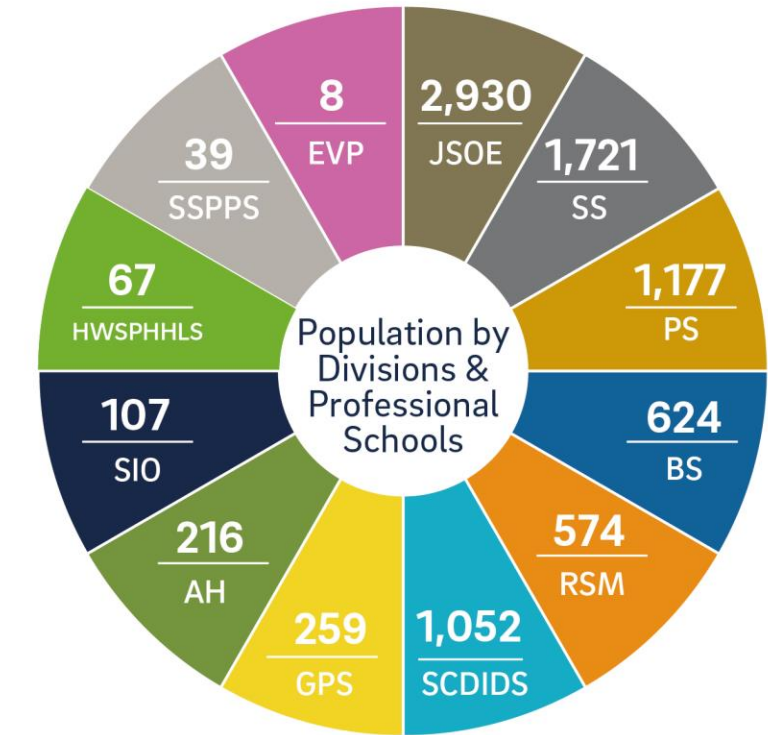
2,167

WORKING AFTER GRADUATION on OPT, STEM OPT or Academic Training

10,897 total of international students served

43,877 TOTAL UCSD STUDENTS

Excludes Studies and State-Supported M.D. & Pharm.D. and Clinical Residents




- Jacobs School of Engineering (JSOE)
- Social Sciences (SS)
- Physical Sciences (PS)
- Biological Sciences (BS)
- Rady School of Management (RSM)
- Computing, Information and Data Sciences (SCDIDS)
- Global Policy and Strategy (GPS)
- Arts and Humanities (AH)
- Scripps Institution of Oceanography (SIO)
- Herbert Wertheim School of Public Health and Human Longevity Science (HWSPHLS)
- Skaggs School of Pharmacy and Pharmaceutical Sciences (SSPPS)
- Exchange and Visitor Programs (EVP)

TOP 10 PLACES OF ORIGIN


*Based on country of citizenship listed on passport



WELCOME!



First Steps Checklist



Reminders from Graduate Admissions



- Log into your application account at <https://connect.grad.ucsd.edu/apply/> and view your application portal.
 - Be sure to fill out the Statement of Legal Residence form if it is listed as a "to-do" item. This form is not required for all programs – if it is not listed, there is no action for you to take on this.
- Most students are “provisionally admitted” at this time. Please submit the items listed under your “Pending Admissions Documents” section in your portal to finalize your admission.

Please contact gradadmissions@ucsd.edu if you have questions regarding your pending admissions documents.

GEPA Announcements

Welcome to your UC San Diego Applicant Portal

[Home](#)[Your Checklist Items](#)[Program Information](#)[Financial Support](#)[FAQ](#)

Thank you for your interest in UC San Diego. This applicant portal will be an important source of information for you throughout the application process. Please bookmark this page and check back for updates regularly!

Your application reference number is [REDACTED].

Visit the tab [Your Checklist Items](#) above to ensure that all of your required application documents have been submitted.

Status Update

An update to your application was last posted June 5, 2024.

[View Update >>](#)

Your Status: Accepted

We have received your decision to accept your admission to UC San Diego! You may access your official admissions letters at any time using the "View Update" link above.

At this time, your admission status is Provisional. This means that there are documents you need to submit to the Graduate Admissions Office in order to finalize your admission. Please visit [Your Checklist Items](#) to see what documents are still pending. Provisional status does not affect your ability to begin other admissions procedures. You are officially admitted and will be able to register for courses, sign up for housing, and begin financial aid or visa paperwork.

In addition to Your Checklist Items, please read over the following pages for more important next steps!

- [What to Do Immediately](#)
- [Before You Arrive on Campus](#)
- [When You Arrive on Campus](#)
- [International Students](#)

Forms

Please complete the following forms:

- ✓ 06/05/2024 Decision Reply Form [Display](#)
- ✓ 06/16/2024 Statement of Legal Residence [Display](#)

Welcome to your UC San Diego Applicant Portal

[Home](#)[Your Checklist Items](#)[Program Information](#)[Financial Support](#)[FAQ](#)

Required Documents

You are required to submit the following official documents in order to finalize your admission:

- Final official transcript with conferral - University of Pittsburgh (Bachelor of Science). **Document has been received and is in queue for processing.**

The Graduate Admissions Office begins reviewing official documents in **June** for incoming Summer and Fall students. Please be sure to check this portal often in case there are updates regarding your pending admission documents. If you have any questions about your required documents, please email us at gradadmissions@ucsd.edu with your application reference number or PID.

The deadline to submit the above documents is the fourth Friday of your first quarter of enrollment at UC San Diego. Failure to submit documents by this date will result in a hold on future registration until the documents are received. View the current [Academic Calendar](#) to see when your first quarter of enrollment begins.

How to Submit a Final Transcript

A **final transcript** is required for any degree(s) earned at institutions within the United States, and in some cases is required for coursework completed at institutions where you did not earn a degree (either domestic or international).

Please have your transcript sent directly to Graduate Admissions using one of the three options below. Transcripts must be the final version, which includes all grades and coursework completed, any degree(s) received, and the date(s) of degree conferral (if applicable).

Option 1: Parchment. Select "University of California San Diego Graduate Admissions" as the recipient in the menu provided by Parchment. This is the best way to ensure your academic materials reach our office and your applicant file in a timely manner.

Option 2: Other e-transcript service/electronic submission of materials. Have your institution send the documents to gradadmissions@ucsd.edu. Please note that you may not email your materials yourself. Documents must be sent by officials from the issuing institution or through a secure, third-party service such as National Student Clearinghouse.

Option 3: Mail. Have your institution send the documents to Graduate Admissions at the address listed below. Please note that we cannot accept documents that were opened or sealed by the student. Documents must be received in an envelope sealed by the issuing institution.

University of California San Diego
Graduate Admissions
9500 Gilman Drive #0003
La Jolla, CA 92093-0003

Your transcript must state the degree conferred to you and the date of degree conferral (if applicable). We do not accept transcripts that have pending grades or in-progress coursework.



Starting a New Program at UC San Diego

(This page has a friendly link that's easy to remember: iNewStudent.ucsd.edu)



New Undergraduate and Graduate Degree Students

CONGRATULATIONS! Newly Admitted Bachelor's, Master's, and PhD International Students: The International Services and Engagement Office (ISEO) congratulates you on your admission to the University of California, San Diego!

This page provides a comprehensive guide for newly admitted international undergraduate and graduate students on obtaining their U.S. student visa (F-1 or J-1) and preparing for their arrival to the United States.

Summer Session Visiting Student: If you will only be enrolling with UC San Diego for Summer Session and will not matriculate into a UC San Diego degree program, please visit [ISEO's New Summer Session Visiting Page](#).

Step 1: Apply for F-1 or J-1 Certificate of Eligibility

To apply for an F-1 or J-1 visa stamp at a U.S. consulate/embassy OR to transfer your SEVIS record to UC San Diego (if applicable), you must request that ISEO issue you the appropriate visa status certificate of eligibility document, called the Form I-20 (for F-1 students) or the Form DS-2019 (for J-1 students).

Services.ucsd.edu will open on **MONDAY, MARCH 3, 2025** (9:00 AM Pacific Standard Time) for newly admitted Summer 2025 and Fall 2025 international students to begin requesting their immigration documents.

[Expand All](#)

Accept Admission and Complete Required Account Set Up



Preparing for Submission



Submitting a Request for an Immigration Document: Form I-20 (F-1) or DS-2019 (J-1)



Apply for your F-1 or J-1 visa stamp



[Expand All](#)

Step 2: Prepare for Your Arrival to UC San Diego

[Expand All](#)

Tuition/Fees and Pending Admissions Documents



Health Screenings and Immunization Requirements



Webinars and Orientation Sessions



Enrollment Requirements



Gather Documents and Plan your Transportation from the Airport



[Expand All](#)

Step 3: Arrival to the U.S. and UC San Diego

[Expand All](#)

What to Expect at U.S. Customs



REQUIRED: Check-in with ISEO within 10 days of US arrival



Campus Directory and Map



Getting Started at UC San Diego



Degree Students:
Bachelors

Degree Students:
Masters and PhD

Exchange Students

Summer Session
Visiting Students

Sponsored
Students

Prospective
International
Students

Maintaining Status

Understanding What It Means to “Maintain Your Status”


- Your immigration status is **your responsibility**
- We’re here to guide and support you — but this is your life!
- “Maintaining status” = staying **legally eligible** to study in the U.S.
- Note: Immigration requirements may be **different** from academic requirements
- Visit: iseo.ucsd.edu → [Maintaining Visa Status Checklist](#)

Applying for your U.S. Visa: Getting Started

UC San Diego

GLOBAL INITIATIVES

International Services and Engagement Office




Request your Form I-20 or DS-2019

UC San Diego

GLOBAL INITIATIVES

International Services and Engagement Office



01

Request Form I-20 or DS-2019



SEVIS Transfer Students

Are you currently in the U.S. on an F-1 or J-1 visa, and hoping to transfer your F or J status to UC San Diego?

You are still required to request a new Form I-20 or DS-2019 from UC San Diego!

SAVE THE DATE

Join us for the *SEVIS Transfers Pre-Arrival Webinar later this spring*. Visit iNewStudentWebinars.ucsd.edu to register.

01

Request Form I-20 or DS-2019

*Confirm if you will be requesting:
an I-20 (for F visas) or
a DS-2019 (for J visas)*

*If you're not sure, check
[iNewstudent.ucsd.edu](https://iNewStudent.ucsd.edu)*

[***iNewStudent.ucsd.edu***](https://iNewStudent.ucsd.edu)



Starting a New Program at UC San Diego

(This page has a friendly link that's easy to remember: iNewStudent.ucsd.edu)

New International Students

Information for new and transfer-in international students who have been accepted to a degree, exchange, or visitor program at UC San Diego.

SEE MORE-

F-1 AND J-1 VISA ELIGIBILITY REQUIREMENTS

UC San Diego

GLOBAL INITIATIVES

International Services and Engagement Office

01

Request Form I-20 or DS-2019

You must have:

A Form I-20 to apply for your F-1 visa stamp

OR

A Form DS-2019 to apply for the J-1 visa stamp



Request your Form I-20 or Form DS-2019 from ISEO via [iServices.ucsd.edu](https://iservices.ucsd.edu)

Once you receive your I-20 or DS-2019, you can submit the visa application at your local U.S. consulate

01

Request Form I-20 or DS-2019

Prepare to submit your NEW ADMIT request by reviewing instructions on our website:

- Complete your UCSD account set up!
- Know your iServices deadline
- Meet the I-20/DS-2019 Funding Requirements
- Prepare other documents you will be required to upload

[***iNewStudent.ucsd.edu***](https://iNewStudent.ucsd.edu)



SEE MORE



New Bachelor's, Master's, and PhD Students



Step 1: Apply for F-1 or J-1 Certificate of Eligibility

New Undergraduate and Graduate Degree Students

CONGRATULATIONS! Newly Admitted Bachelor's, Master's, and PhD International Students: The International Services and Engagement Office (ISEO) congratulates you on your admission to the University of California, San Diego!

This page provides a comprehensive guide for newly admitted international undergraduate and graduate students on obtaining their U.S. student visa (F-1 or J-1) and preparing for their arrival to the United States.

Summer Session Visiting Student ONLY: if you will **not** matriculate into a UC San Diego degree program and will only be enrolling with UC San Diego for Summer Session, please review [ISEO's New Summer Session Visiting Page](#).

Step 1: Apply for F-1 or J-1 Certificate of Eligibility

To apply for an F-1 or J-1 visa stamp at a U.S. consulate/embassy, OR to transfer your SEVIS record to UC San Diego (if applicable), you must request that ISEO issue you the appropriate visa status certificate of eligibility document, called the Form I-20 (for F-1 students) or the Form DS-2019 (for J-1 students).

iServices.ucsd.edu will open on **MONDAY, MARCH 3, 2025** (morning Pacific Standard Time) for newly admitted Summer and Fall 2025 international students to begin requesting their immigration documents.

+ Expand All

- Accept Admission and Complete Required Account Set Up
- Request Your Immigration Document: Form I-20 (F-1) or DS-2019 (J-1)
- Apply for your F-1 or J-1 visa stamp

+ Expand All

01

Request Form I-20 or DS-2019

IMPORTANT – MONEY MATTERS

One of the most common reasons students experience delays receiving their Form I-20 or DS-2019 is due to issues with their financial documentation or funding requirements.

Regardless of the funding source, ALL financial documents must:

- Be dated within 3 months at their time of submission to ISEO
- Be in English, or accompanied by an official certified English translation
- Show funds that are immediately available. Funding cannot be frozen or in locked accounts, unless the document clearly shows a maturity date before your term start at UC San Diego

INTERNATIONAL SERVICES AND ENGAGEMENT OFFICE UC San Diego

Contact Us ▾ Student Services ▾ Scholar Services ▾ Campus Partners ▾ Resources ▾ Programs and Events ▾ Q ▾

ISEO / Student Services / iServices Instructions for Students / I-20/DS-2019 Funding Requirements

iServices Instructions for Students

I-20/DS-2019 Funding Requirements

Processing Times

Verification Documents and Letter Requests

Replacement Requests

I-20/DS-2019 Funding Requirements for 2026

The International Students and Engagement Office (ISEO) is required by law to verify that each person applying for a Form I-20 (F-1) or Form DS-2019 (J-1) has sufficient funds to cover the period of their stay in the United States. In most cases, the documentation that we require will also be required at the U.S. Embassy or Consulate when applying for an F-1 or J-1 visa. Newly admitted students, as well as continuing and returning students, must prove they meet the Funding Requirements for their Form I-20 or DS-2019.

How Much Funding Do I Need to Show?

[+ Expand All](#)

Newly Admitted Students+

Continuing J-1 Students (Program Extensions)+

Returning Students+

[+ Expand All](#)

Acceptable Sources of Funding

The Form I-20/DS-2019 and F/J visa application processes require all funding used to be immediately available/withdrawable to the student. Because of this, not all sources of funding may be used toward the Form I-20/DS-2019 Funding Requirements. Review the "What Financial Documentation is Accepted" section below to learn what sources of funding and supporting documentation are acceptable.

Regardless of the funding source, ALL financial documents must:

- **Be dated within 3 months** at their time of submission to ISEO
- **Be in English**, or accompanied by an official certified English translation
- **Show funds that are immediately available**. Funding cannot be frozen or in locked accounts, unless the document clearly shows a maturity date before your term start at UC San Diego

01

Request Form I-20 or DS-2019

iServices.ucsd.edu opened on **December 1, 2025** for newly admitted students

Access iServices by following instructions at

iNewStudent.ucsd.edu -> Drawer

"Submitting a Request for an Immigration Document: Form I-20 (F-1) or DS-2019 (J-1)"

UC San Diego

GLOBAL INITIATIVES

International Services and Engagement Office

Submitting a Request for an Immigration Document: Form I-20 (F-1) or DS-2019 (J-1)

Submit your Form I-20 or Form DS-2019 Request:

Note: Due to the new Triton Student System (TSS) being launched by the university in March 2026, the process for setting up required accounts and requesting visa documents may differ from your peers. Graduate students starting their program before Fall 2026 (Winter 2026, Spring 2026, or Summer 2026) may need to follow a different process than graduate students starting their program in Fall 2026. For all scenarios, you will receive email communication from our office regarding what steps you need to take for your particular situation.

For students starting their program before Fall 2026 (Winter 2026, Spring 2026, Summer 2026):

Log into [iServices](#) with your **Active Directory** credentials (NOT Student SSO) and submit only **ONE** of the following NEW ADMIT requests according to visa type:

- **New Admit I-20 Request** if you will begin a degree program with UC San Diego in [F-1 visa status](#).
- **New Admit DS-2019 Request** if you will begin a degree program with UC San Diego in [J-1 visa status](#).
- **New Admit: Change of Status to F-1 or J-1 Request** if you will begin a degree program with UC San Diego and are currently in the U.S. in a different non-immigrant visa status (i.e. F-2, H-4, L-2, etc.) with intention to apply to change to F-1 or J-1 status with USCIS **without** departing the U.S., [schedule an appointment with an ISEO advisor](#) before submitting this form. If you are in the U.S. and wish to change your non-immigrant visa status to F-1 or J-1 by **travel**, do not use this request.

Remember to complete all required eForms when submitting your New Admit Request. You can view the status of your New Admit request under the "Requests" section of the iServices Home Page. When you have successfully submitted a request, the status of your request will be **"Pending Office Approval."**

For students starting their program in Fall 2026:

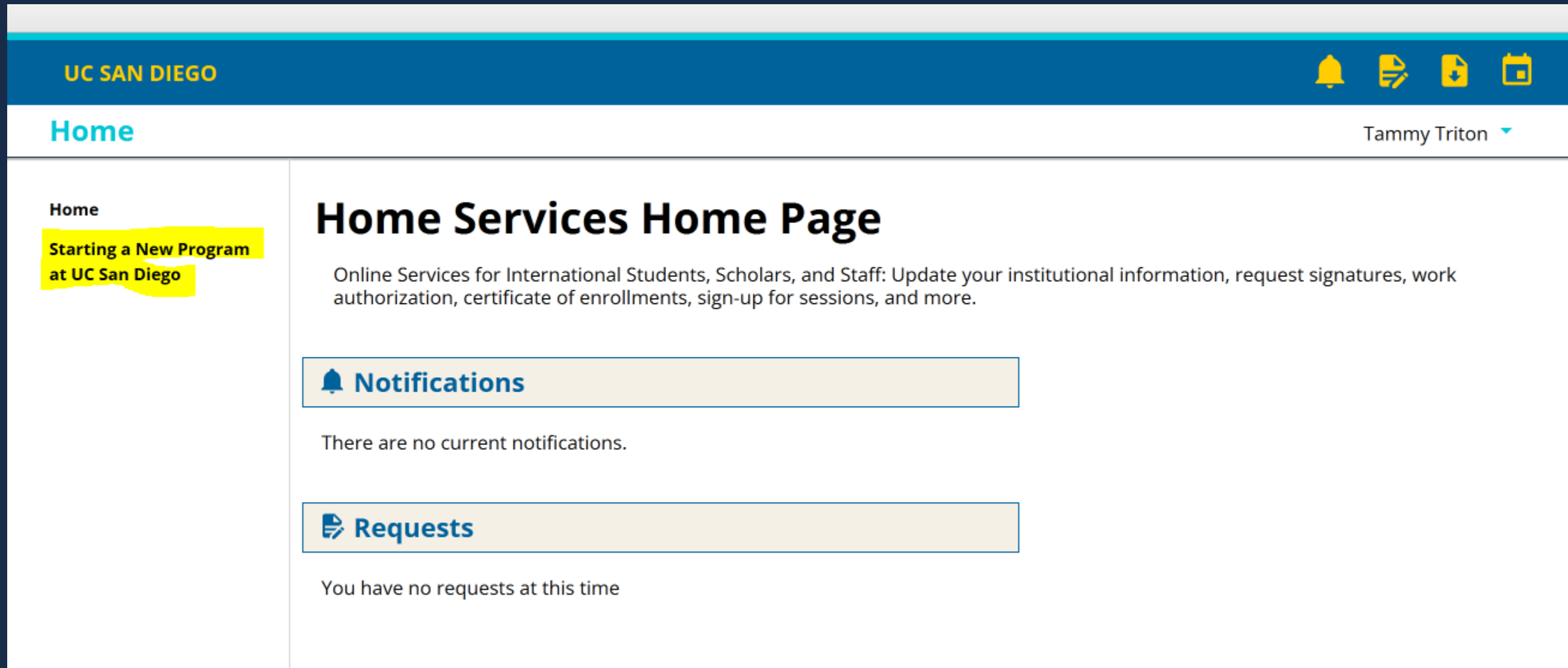
Once you accept your offer of admission, you will receive an email from ISEO within 5-7 business days inviting you to apply for your Form I-20 (F-1) or DS-2019 (J-1). While you wait for this email, you can still gather your supporting documentation in preparation for your application:

- **Required Funding Documents:** To receive the Form I-20 or DS-2019, you must prove that you meet the minimum funding requirements for the F or J visa category. Review our [Funding Requirements](#) webpage to learn:
 - What **minimum amount** of funding you are required to show based on your program and level.
 - Which financial **documents** you can use to prove that you meet the funding requirements.
- **Supporting Documents:** All documents must be in English. If additional documents are needed, you will be directed to upload them with the iServices request or by an ISEO Student Advisor upon review of your NEW ADMIT request.

01

Request Form I-20 or DS-2019

[iServices.ucsd.edu](https://iservices.ucsd.edu)



The screenshot shows the iServices Home Page. At the top, there is a blue header with "UC SAN DIEGO" on the left and navigation icons (bell, envelope, document, calendar) on the right. Below the header, the word "Home" is displayed on the left, and the user's name "Tammy Triton" with a dropdown arrow is on the right. The main content area is divided into two columns. The left column contains a "Home" link and a highlighted link "Starting a New Program at UC San Diego". The right column features the title "Home Services Home Page" followed by a descriptive paragraph: "Online Services for International Students, Scholars, and Staff: Update your institutional information, request signatures, work authorization, certificate of enrollments, sign-up for sessions, and more." Below this are two sections: "Notifications" with a bell icon and the text "There are no current notifications.", and "Requests" with a document icon and the text "You have no requests at this time".

01

Request Form I-20 or DS-2019









[iServices.ucsd.edu](https://iservices.ucsd.edu)

Submitting a Request

Students must submit the relevant **NEW ADMIT** Service request in iServices:

- **New Admit I-20 Request:** You will begin a degree program with UC San Diego in F-1 visa status.
- **New Admit DS-2019 Request:** You will begin a degree program with UC San Diego in J-1 visa status.

The screenshot shows a 'Tasks' menu with the following items:

Tasks		
 New Admit I-20 Request	 New Admit Updated I-20 Request	 New Admit DS-2019 Request
 New Admit Updated DS-2019 Request	 New Admit Letter Request	 Summer Session Visiting Student
 New Admit: Change of Status to F-1 or J-1	 New Admit Dependent Request	

01

Request Form I-20 or DS-2019

[iServices.ucsd.edu](https://iservices.ucsd.edu)

Submitting a Request

Students must submit a complete request in iServices:

- **Complete** all required E-Forms.
- **Be sure** you have submitted the Submission Confirmation to complete your New Admit request.

The screenshot shows the 'E-Forms' section of the iServices portal. A yellow bracket highlights a list of six required forms, each with an unchecked checkbox: 'Biographical Information', 'Dependent Information', 'Sponsored Student Information', 'Financial Document Upload', 'Financial Information', and 'SEVIS Transfer Eligibility'. Below this list is a form titled 'NEW ADMIT: I-20 Submission Confirmation' which is locked, indicated by a padlock icon and the text 'NOT YET AVAILABLE'. The 'NEW ADMIT: I-20 Submission Confirmation' text is highlighted in yellow.

01

Request Form I-20 or DS-2019

Processing time for NEW ADMIT documents is **generally** 15 business days from the date you successfully submit a complete (no further updates/edits needed) NEW ADMIT request in iServices.

Review instructions at iNewStudent.ucsd.edu before you get started!

Incomplete Requests: NEW ADMIT requests will be set to incomplete when additional information, updated information, or clarification is needed. For this reason, please thoroughly review all eForm instructions and your responses prior to submitting. Please note that the days that your iServices NEW ADMIT request remain in an incomplete status will not count towards the 15 business day processing time and may cause a delay in processing. If your application is incomplete or invalid, you will be contacted by an ISEO Advisor with instructions to resubmit or add clarifying information to your request in iServices.

Completed Requests: Once your Form I-20 or DS-2019 is ready, it will be uploaded to iServices for you to access. You will receive an email confirmation of your completed request with instructions on how to access your immigration document. You will need to download it, print it, and sign it.

01

Request Form I-20 or DS-2019

FORM I-20

FORM DS-2019

Once your Form I-20 or DS-2019 is ready, it will be emailed to you. You can also view it in iServices.

You MUST download, print, and sign it by hand.

You MUST review it for accuracy!

Department of Homeland Security
U.S. Immigration and Customs Enforcement

I-20, Certificate of Eligibility for Nonimmigrant Student Status
OMB NO. 1653-0038

SEVIS ID: [REDACTED]

SURNAME/PRIMARY NAME [REDACTED]	GIVEN NAME [REDACTED]	CLASS F-1
PREFERRED NAME [REDACTED]	PASSPORT NAME [REDACTED]	ACADEMIC AND LANGUAGE
COUNTRY OF BIRTH SOUTH KOREA	COUNTRY OF CITIZENSHIP SOUTH KOREA	
DATE OF BIRTH [REDACTED]	ADMISSION NUMBER [REDACTED]	
FORM ISSUE REASON INITIAL ATTENDANCE	LEGACY NAME [REDACTED]	

SCHOOL INFORMATION

SCHOOL NAME University of California San Diego University of California San Diego	SCHOOL ADDRESS 9500 Gilman Drive, Mail Code 0018, La Jolla, CA 92093
SCHOOL OFFICIAL TO CONTACT UPON ARRIVAL Lisa Swid International Student Advisor	SCHOOL CODE AND APPROVAL DATE SND14F00088000 14 JANUARY 2021

PROGRAM OF STUDY

EDUCATION LEVEL BACHELOR'S	MAJOR 1 Multi-/Interdisciplinary Studies, Other 30.9999	MAJOR 2 None 00.0000
NORMAL PROGRAM LENGTH 60 Months	PROGRAM ENGLISH PROFICIENCY Required	ENGLISH PROFICIENCY NOTES Student is proficient
PROGRAM START DATE 14 SEPTEMBER 2016	PROGRAM END DATE 30 JUNE 2021	

FINANCIALS

ESTIMATED AVERAGE COSTS FOR: 12 MONTHS		STUDENT'S FUNDING FOR: 12 MONTHS	
Tuition and Fees	\$ 48,286	Personal Funds	\$ 0
Living Expenses	\$ 19,200	Funds From This School	\$ 0
Expenses of Dependents (0)	\$ 0	family funding	\$ 63,986
books, supplies	\$ 1,500	On-Campus Employment	\$ 0
TOTAL	\$ 68,986	TOTAL	\$ 63,986

REMARKS

SCHOOL ATTESTATION

I certify under penalty of perjury that all information provided above was entered before I signed this form and is true and correct. I executed this form in the United States after review and evaluation in the United States by me or other officials of the school of the student's application, transcripts, or other records of courses taken and proof of financial responsibility, which were received at the school prior to the execution of this form. The school has determined that the above named student's qualifications meet all standards for admission to the school and the student will be required to pursue a full program of study as defined by 8 CFR 214.2(f)(6). I am a designated school official of the above named school and am authorized to issue this form.

X SIGNATURE OF: Lisa Swid, International Student Advisor DATE ISSUED: 17 June 2016 PLACE ISSUED: La Jolla, CA

STUDENT ATTESTATION

I have read and agreed to comply with the terms and conditions of my admission and those of any extension of stay. I certify that all information provided on this form refers specifically to me and is true and correct to the best of my knowledge. I certify that I seek to enter or remain in the United States temporarily, and solely for the purpose of pursuing a full program of study at the school named above. I also authorize the named school to release any information from my records needed by DHS pursuant to 8 CFR 214.3(g) to determine my nonimmigrant status. Parent or guardian, and student, must sign if student is under 18.

X SIGNATURE OF: [REDACTED] DATE: [REDACTED]

NAME OF PARENT OR GUARDIAN SIGNATURE ADDRESS (city/state or province/country) DATE

ICE Form I-20 (3/31/2018) Page 1 of 3

U.S. Department of State
CERTIFICATE OF ELIGIBILITY FOR EXCHANGE VISITOR STATUS (J-NONIMMIGRANT)

OMB APPROVAL NO.1405-0119
09/02/2017
ESTIMATED BURDEN TIME: 45 min
*See Page 2

1. Surname/Primary Name: [REDACTED] Given Name: [REDACTED] Gender: MALE

Date of Birth (mm-dd-yyyy): 04-[REDACTED]-[REDACTED] City of Birth: Sapporo Country of Birth: JAPAN Citizenship Country Code: JA Citizenship Country: JAPAN

Legal Permanent Residence Country Code: JA Legal Permanent Residence Country: JAPAN Position Code: 214 Position: UNIVERSITY GRADUATE STUDENTS

Primary Site of Activity: University of California, San Diego
9500 GILMAN DR
LA JOLLA, CA 92093-5004

2. Program Sponsor: University of California, San Diego Program Number: P-1-02849

Participating Program Official Description:
PROFESSOR; RESEARCH SCHOLAR; SHORT-TERM SCHOLAR; SPECIALIST; STUDENT ASSOCIATE; STUDENT BACHELORS;
STUDENT DOCTORATE; STUDENT INTERN; STUDENT MASTERS; STUDENT NON-DEGREE

Purpose of this form: Begin new program; accompanied by number (1) of immediate family members.

3. Form Covers Period:
From (mm-dd-yyyy): 09-06-2016 To (mm-dd-yyyy): 06-30-2018

4. Exchange Visitor Category:
STUDENT MASTERS
SubjectField Code: 44.0501 SubjectField Code Remarks: Grad student pursuing a master's degree in Public Policy

5. During the period covered by this form, the total estimated financial support (in U.S. \$) to be provided to the exchange visitor by:
The Exchange Visitor's Government: \$141,220.00
Total: \$141,220.00

6. U.S. DEPARTMENT OF STATE / DHS USE OR CERTIFICATION BY RESPONSIBLE OFFICER OR ALTERNATE RESPONSIBLE OFFICER THAT A NOTIFICATION COPY OF THIS FORM HAS BEEN PROVIDED TO THE U.S. DEPARTMENT OF STATE (INCLUDE DATE).

7. Gabriella HOFFMANN Alternate Responsible Officer
Name of Official Preparing Form: Gabriella HOFFMANN Title: Alternate Responsible Officer
Address: 9500 Gilman Drive, Mail Code 0018, La Jolla, CA 92093 Telephone Number: 858-246-0227
Signature of Responsible Officer or Alternate Responsible Officer: [REDACTED] Date (mm-dd-yyyy): 06-21-2016

8. Statement of Responsible Officer for Releasing Sponsor (FOR TRANSFER OF PROGRAM)
Effective date (mm-dd-yyyy): [REDACTED] Transfer of this exchange visitor from program number [REDACTED] sponsored by [REDACTED] to the program specified in item 2 is necessary or highly desirable and is in conformity with the objectives of the Mutual Educational and Cultural Exchange Act of 1961, as amended.

Signature of Responsible Officer or Alternate Responsible Officer: [REDACTED] Date (mm-dd-yyyy) of Signature: [REDACTED]

PRELIMINARY ENDORSEMENT OF CONSULAR OR IMMIGRATION OFFICER REGARDING SECTION 212(c) OF THE IMMIGRATION AND NATIONALITY ACT AND PL 94-484, AS AMENDED (see item 10 of page 2).

The Exchange Visitor in the above program:
1. Not subject to the two-year residence requirement.
2. Subject to two-year residence requirement based on:
A. Government financing and/or
B. The Exchange Visitor Skills List and/or
C. PL 94-484 as amended.

Signature of Consular or Immigration Officer: [REDACTED] Date (mm-dd-yyyy): [REDACTED]

THE U.S. DEPARTMENT OF STATE RESERVES THE RIGHT TO MAKE FINAL DETERMINATION REGARDING 212(c).

EXCHANGE VISITOR CERTIFICATION: I have read and agree with the statement in item 2 on page 2 of this document.

Signature of Applicant: [REDACTED] Place: [REDACTED] Date (mm-dd-yyyy): [REDACTED]


DS-2019 07-2011 Page 1 of 2

Get Engaged

UC San Diego

GLOBAL INITIATIVES

International Services and Engagement Office



iEvents Calendar

iEvents Calendar

This page has a friendly link that's easy to remember: ievents.ucsd.edu

If you are a student, events labeled with the tag #GetCCR count towards your [Co-Curricular Record](#). Learn more at GETCCR.ucsd.edu.

While the central audience for iEvents consists of international students, scholars, and their families, everyone in the Triton Community is welcome to participate regardless of race, color, national origin, religion, sex, disability, and/or other protected categories. Check out our [population information](#) if you are not sure of which audience you are!

ievents.ucsd.edu



19 FEB

Job search strategy for international...

iStudents: This workshop introduces well-established processes for positioning yourself to execute a...



19 FEB

English Conversation Hour

For international students and visiting scholars! Join us with RUF-International for our weekly English...



19 FEB

AMERICAN HOST HOME DINNER

MEET FRIENDS & ENJOY HOMEMADE MEALS THIS WINTER

RESERVE A SPOT
CONTACT YOU TO SCHEDULE

MEET FRIENDS IN A GROUP SETTING

American Host Home Dinner (Winter...)

IGSM (International Graduate Student Ministry), offers American Host Home Dinner, an opportunity for...



20 FEB

FRIDAY CHAT

Friday Chat

iScholars & iStudents: Please join us on Friday mornings for a fun "chat" where you can practice your English...



20 FEB

AMERICAN HOST HOME DINNER

MEET FRIENDS & ENJOY HOMEMADE MEALS THIS WINTER

RESERVE A SPOT
CONTACT YOU TO SCHEDULE

MEET FRIENDS IN A GROUP SETTING

American Host Home Dinner (Winter...)

IGSM (International Graduate Student Ministry), offers American Host Home Dinner, an opportunity for...



21 FEB

CRAFT EVENT

Craft Event

iCOMMUNITY Spend some time with ISEO and other members of the international community to enjoy...

iPrograms

Redefining the world we know with **one experience at a time.**

GLOBAL
COFFEE
HOURS

ENGLISH
IN-ACTION
CONVERSATION PROGRAM

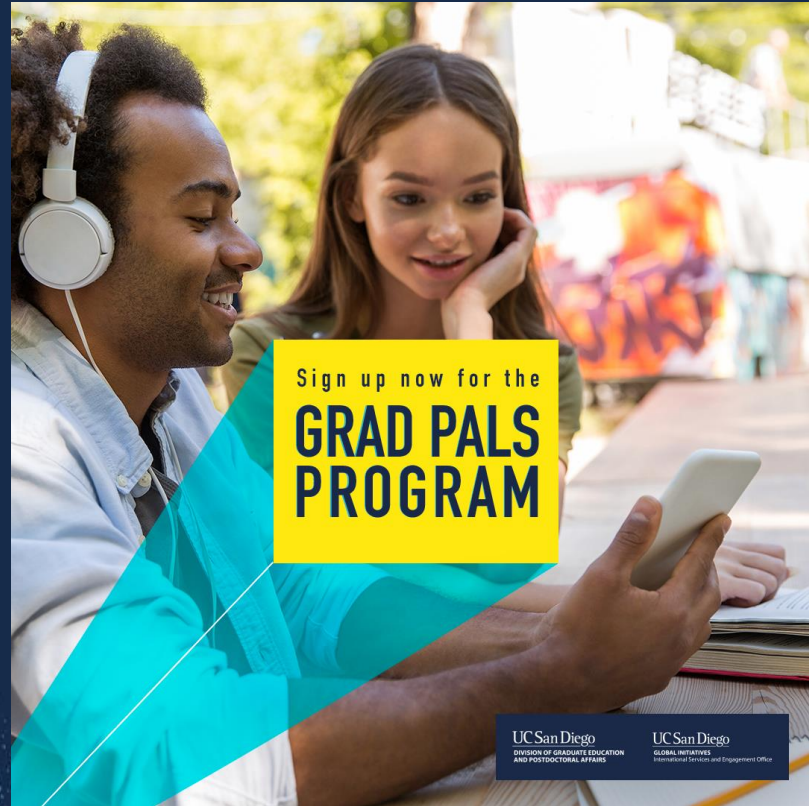
TRITON TREKKERS

ISAC
INTERNATIONAL
STUDENT
ADVISORY COUNCIL

GAME
NIGHT

CRAFT
EVENT

iPrograms.ucsd.edu



Sign up now for the
**GRAD PALS
PROGRAM**

UC San Diego
DIVISION OF GRADUATE EDUCATION
AND POSTDOCTORAL AFFAIRS

UC San Diego
GLOBAL SERVICES
International Services and Engagement Office

Grad Pals Peer Mentorship Program

Welcome Guide

LET THE

JOURNEY

BEGIN

UC San Diego
GLOBAL INITIATIVES
International Services and Engagement Office


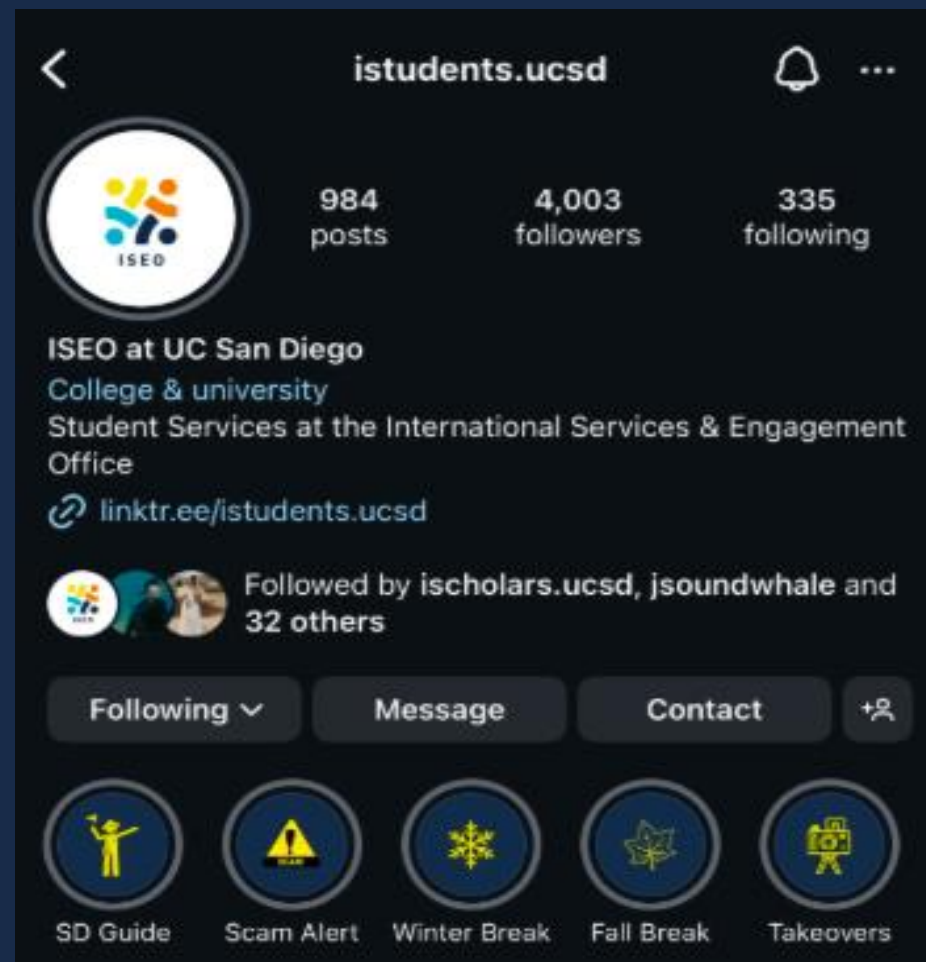
ISEO has created a **Welcome Guide** filled with helpful checklists and interactive links:

- Next steps to take **before you start classes**
- Next steps to take **preparing for arrival**
- Next steps to take **upon arrival**

Learn more at

<https://iseo.ucsd.edu/programs/guides.html>

Follow us on Instagram!




Additional Resources

UC San Diego

GLOBAL INITIATIVES

International Services and Engagement Office



IMPORTANT DEADLINES & REMINDERS

NOW

Begin requesting your visa documents via iServices

Visit:
[iServices.ucsd.edu](https://iservices.ucsd.edu)

NOW

Apply for on-campus housing

Visit: hdh.ucsd.edu

Mid-May

Housing, Dining and Hospitality (HDH) starts to send out housing contracts in Mid-May. Offers are made 60 days prior to requested move-in date.

Visit: hdh.ucsd.edu

July

Deadline to submit health immunization requirements and complete OPHD training

Visit:
studenthealth.ucsd.edu

Sept

Tuition due
Move-In
Check-In

New International Student Orientation

Visit:
iOrientation.ucsd.edu

Upcoming Pre-Arrival Webinars

- **March 10:** Applying for your U.S. Visa
- **March 12:** Graduate Student Housing
- **March 17:** Student Health: Insurance & Immunization Requirements
- **March 19:** Graduate Student Funding
- **March 24:** English Language Requirements for Instructional Assistants
- **March 26:** Student Life & Getting Involved on Campus
- **April 16:** Finances & Student Accounts Webinar
- **April 23:** Campus Safety
- **April 28:** Getting Set Up in the U.S. (Surf Check Live)
- **May 5:** SEVIS Transfer Process

All webinars will be recorded and posted at

iNewStudentWebinars.ucsd.edu



UC San Diego

GLOBAL INITIATIVES

International Services and Engagement Office



UC San Diego
GLOBAL INITIATIVES
International Services and Engagement Office

MONDAY - FRIDAY: 9am - 4pm
+1 858.534.3730
iContact.ucsd.edu

iNewStudent.ucsd.edu



UC San Diego International Services and Engagement Office



UC San Diego ISEO



@istudents.ucsd



@ISEOUCSD

Follow us on Social Media!